

# Videocard Benchmarks

Over 1,000,000 Video Cards Benchmarked

## Video Card List

Below is an alphabetical list of all Video Card types that appear in the charts. Clicking on a specific Video Card will take you to the chart it appears in and will highlight it for you.



AD


### Single Video Card

 Find Videocard

Videocard Name	Passmark G3D Mark (higher is better)	Rank (lower is better)	Videocard Value (higher is better)	Price (USD)
<a href="#">256MB DDR Radeon 9800 XT</a>	37	2335	NA	NA
<a href="#">7900 MOD - Radeon HD 6520G</a>	610	1496	NA	NA
<a href="#">7900 MOD - Radeon HD 6550D</a>	892	1227	NA	NA
<a href="#">A6 Micro-6500T Quad-Core APU with RadeonR4</a>	220	1907	NA	NA
<a href="#">A10-8Q</a>	7041	299	NA	NA
<a href="#">A16</a>	5235	396	NA	NA
<a href="#">A16-4Q</a>	4165	469	NA	NA
<a href="#">A40-24Q</a>	2616	640	NA	NA
<a href="#">ABIT Siluro T400</a>	3	2531	NA	NA
<a href="#">ALL-IN-WONDER 9000</a>	4	2498	NA	NA
<a href="#">ALL-IN-WONDER 9800</a>	23	2404	NA	NA
<a href="#">ALL-IN-WONDER RADEON 8500DV</a>	5	2484	NA	NA
<a href="#">ALL-IN-WONDER X800 GT</a>	84	2175	NA	NA
<a href="#">All-in-Wonder X1800XL</a>	30	2375	NA	NA


Videocard Name	Passmark G3D Mark (higher is better)	Rank (lower is better)	Videocard Value (higher is better)	Price (USD)
<a href="#">Home</a> <b>Video Card</b> ▼				
<a href="#">AMD Ryzen 7 1 Extreme</a>	9902	302	NA	NA
<a href="#">AMIGAMERLIN 3.1-R1 For Voodoo 4 4500 PCI</a>	3	2556	NA	NA
<a href="#">ASUS A7000</a>	9	2444	NA	NA
<a href="#">ASUS AGP-V3800PRO v31.40H</a>	4	2517	NA	NA
<a href="#">ASUS EAH4870x2</a>	496	1642	NA	NA
<a href="#">Asus GTX 650 FML II EC-EGPU</a>	720	1374	NA	NA
<a href="#">ASUS V9520-X V62.11</a>	7	2456	NA	NA
<a href="#">B8DKMDAP</a>	4557	443	NA	NA
<a href="#">Barco MXRT 1450</a>	205	1928	NA	NA
<a href="#">Barco MXRT 2600</a>	900	1219	<a href="#">4.52</a>	<a href="#">\$199.00*</a>
<a href="#">Barco MXRT 5400</a>	1161	1079	<a href="#">5.72</a>	<a href="#">\$203.00*</a>
<a href="#">Barco MXRT 5450</a>	1079	1113	<a href="#">5.40</a>	<a href="#">\$199.99*</a>
<a href="#">Barco MXRT 5500</a>	2701	629	<a href="#">9.04</a>	<a href="#">\$299.00*</a>
<a href="#">Barco MXRT 5600</a>	2465	674	<a href="#">3.50</a>	<a href="#">\$704.00*</a>
<a href="#">Barco MXRT 7100</a>	180	1952	NA	NA
<a href="#">Barco MXRT 7400</a>	900	1218	<a href="#">9.10</a>	<a href="#">\$99.00*</a>
<a href="#">Barco MXRT 7500</a>	3753	499	<a href="#">12.55</a>	<a href="#">\$299.00*</a>
<a href="#">Barco MXRT 7600</a>	4943	419	<a href="#">8.20</a>	<a href="#">\$602.59*</a>
<a href="#">BASICDISPLAY</a>	69	2223	NA	NA
<a href="#">Citrix Indirect Display Adapter</a>	2365	694	NA	NA
<a href="#">CMP 30HX</a>	8135	262	NA	NA
<a href="#">CMP 40HX</a>	6778	307	NA	NA
<a href="#">CONNECT 3D RADEON X300</a>	36	2341	NA	NA
<a href="#">Custom GPU 0405</a>	2856	602	NA	NA
<a href="#">Custom GPU 0932</a>	3395	540	NA	NA
<a href="#">Dell 8100</a>	2	2582	<a href="#">0.00</a>	<a href="#">\$999.11*</a>
<a href="#">Dell 8200</a>	4	2519	NA	NA
<a href="#">Diamond X1300-PCIE 256MB</a>	70	2222	NA	NA
<a href="#">EAH5450</a>	134	2035	<a href="#">1.22</a>	<a href="#">\$109.99*</a>
<a href="#">EIZO Quadro MED-XN51LP</a>	5048	412	NA	NA
<a href="#">Embedded Radeon E9173</a>	1787	864	NA	NA
<a href="#">Eng Sample: 100-000000261-50_Y</a>	2859	601	NA	NA
<a href="#">Extreme AX850 PRO</a>	120	2072	NA	NA



Videocard Name	Passmark G3D Mark (higher is better)	Rank (lower is better)	Videocard Value (higher is better)	Price (USD)
<div>  <b>Video Card</b>  </div>				
<a href="#">FireGL V3100</a>	92	2210	NA	NA
Videocard Name	Passmark G3D Mark (higher is better)	Rank (lower is better)	Videocard Value (higher is better)	Price (USD)
<a href="#">FireGL V3200</a>	84	2172	NA	NA
<a href="#">FireGL V3300</a>	70	2219	NA	NA
<a href="#">FireGL V3350</a>	68	2228	NA	NA
<a href="#">FireGL V3400</a>	103	2127	NA	NA
<a href="#">FireGL V3600</a>	179	1953	<a href="#">1.12</a>	<a href="#">\$160.99*</a>
<a href="#">FireGL V5100</a>	92	2158	<a href="#">0.81</a>	<a href="#">\$114.96*</a>
<a href="#">FireGL V5200</a>	114	2094	<a href="#">0.86</a>	<a href="#">\$133.40*</a>
<a href="#">FireGL V5600</a>	341	1789	<a href="#">1.52</a>	<a href="#">\$225.00*</a>
<a href="#">FireGL V7100</a>	71	2213	<a href="#">0.22</a>	<a href="#">\$328.67*</a>
<a href="#">FireGL V7200</a>	116	2085	NA	NA
<a href="#">FireGL V7300</a>	128	2045	<a href="#">0.11</a>	<a href="#">\$1,189.99*</a>
<a href="#">FireGL V7350</a>	110	2107	<a href="#">0.93</a>	<a href="#">\$119.42*</a>
<a href="#">FireGL V7600</a>	615	1488	NA	NA
<a href="#">FireGL V7700</a>	660	1428	<a href="#">9.43</a>	<a href="#">\$69.99*</a>
<a href="#">FireGL V8600</a>	838	1256	NA	NA
<a href="#">FireGL V8650</a>	550	1576	<a href="#">1.84</a>	<a href="#">\$298.99*</a>
<a href="#">FireGL X1</a>	59	2255	NA	NA
<a href="#">FireMV 2200 PCI</a>	1	2598	NA	NA
<a href="#">FireMV 2200 PCIe</a>	36	2343	<a href="#">0.40</a>	<a href="#">\$89.99*</a>
<a href="#">FireMV 2250</a>	45	2298	<a href="#">0.44</a>	<a href="#">\$104.00*</a>
<a href="#">FireMV 2260</a>	117	2079	<a href="#">1.33</a>	<a href="#">\$88.08*</a>
<a href="#">FireMV 2400 PCIe</a>	11	2436	NA	NA
<a href="#">FireMV 2450</a>	73	2207	NA	NA
<a href="#">FirePro 3D V3700</a>	178	1956	<a href="#">2.10</a>	<a href="#">\$84.99*</a>
<a href="#">FirePro 3D V3750</a>	341	1787	<a href="#">6.71</a>	<a href="#">\$50.88*</a>
<a href="#">FirePro 3D V3800</a>	472	1670	<a href="#">3.15</a>	<a href="#">\$149.99*</a>
<a href="#">FirePro 3D V4800</a>	853	1248	<a href="#">5.33</a>	<a href="#">\$159.99*</a>
<a href="#">FirePro 3D V5700</a>	546	1580	<a href="#">1.71</a>	<a href="#">\$319.99*</a>
<a href="#">FirePro 3D V5800</a>	1231	1048	<a href="#">6.04</a>	<a href="#">\$204.00*</a>
<a href="#">FirePro 3D V7750</a>	545	1584	<a href="#">1.56</a>	<a href="#">\$350.00*</a>
<a href="#">FirePro 3D V7800</a>	1867	835	<a href="#">3.11</a>	<a href="#">\$599.99*</a>

Videocard Name	Passmark G3D Mark (higher is better)	Rank (lower is better)	Videocard Value (higher is better)	Price (USD)
 <b>Video Card</b> ▼				
<a href="#">FirePro 3D V8750</a>	1271	1031	<a href="#">1.03</a>	<a href="#">\$1,230.99</a>
<a href="#">FirePro 3D V8800</a>	2437	676	<a href="#">5.74</a>	<a href="#">\$424.99*</a>
<a href="#">FirePro 3D V9800</a>	2811	609	<a href="#">1.13</a>	<a href="#">\$2,499.00*</a>
<a href="#">FirePro 2260</a>	112	2099	NA	NA
<a href="#">FirePro 2270</a>	142	2008	<a href="#">1.06</a>	<a href="#">\$134.00*</a>
<a href="#">FirePro 2450</a>	51	2278	<a href="#">0.57</a>	<a href="#">\$89.99*</a>
<a href="#">FirePro 2460</a>	170	1964	<a href="#">2.03</a>	<a href="#">\$83.99*</a>
<a href="#">FirePro M2000</a>	425	1718	NA	NA
<a href="#">FirePro M4000</a>	1593	927	<a href="#">21.88</a>	<a href="#">\$72.83*</a>
<a href="#">FirePro M4000 Mobility Pro</a>	1629	910	NA	NA
<a href="#">Firepro M4100</a>	1059	1121	NA	NA
<a href="#">FirePro M4150</a>	948	1181	NA	NA
<a href="#">FirePro M4170</a>	1181	1068	NA	NA
<a href="#">FirePro M5100</a>	2102	760	NA	NA
<a href="#">FirePro M5100 FireGL V</a>	1839	847	NA	NA
<a href="#">FirePro M5950</a>	1314	1018	NA	NA
<a href="#">FirePro M6000</a>	1820	854	<a href="#">5.58</a>	<a href="#">\$325.99*</a>
Videocard Name	Passmark G3D Mark (higher is better)	Rank (lower is better)	Videocard Value (higher is better)	Price (USD)
<a href="#">FirePro M6000 Mobility Pro</a>	1712	882	NA	NA
<a href="#">FirePro M6100</a>	2194	740	NA	NA
<a href="#">FirePro M6100 FireGL V</a>	2875	600	NA	NA
<a href="#">FirePro M7740</a>	665	1426	NA	NA
<a href="#">FirePro M40003</a>	1364	1005	NA	NA
<a href="#">FirePro R5000</a>	2646	638	<a href="#">24.06</a>	<a href="#">\$109.99*</a>
<a href="#">FirePro RG220</a>	335	1797	<a href="#">0.52</a>	<a href="#">\$650.18*</a>
<a href="#">FirePro S7000</a>	4523	446	<a href="#">18.35</a>	<a href="#">\$246.54*</a>
<a href="#">FirePro S7150</a>	3770	497	<a href="#">2.22</a>	<a href="#">\$1,697.99*</a>
<a href="#">FirePro S9000</a>	5059	411	NA	NA
<a href="#">FirePro S9050</a>	4901	421	NA	NA
<a href="#">FirePro S10000</a>	4768	431	NA	NA
<a href="#">FirePro V3800</a>	320	1811	<a href="#">2.57</a>	<a href="#">\$124.99*</a>
<a href="#">FirePro V3900</a>	640	1453	<a href="#">2.69</a>	<a href="#">\$238.44*</a>
<a href="#">FirePro V4900</a>	990	1156	<a href="#">6.60</a>	<a href="#">\$149.99*</a>


Videocard Name	Passmark G3D Mark (higher is better)	Rank (lower is better)	Videocard Value (higher is better)	Price (USD)
<a href="#">Home</a> <b>Video Card</b> ▼				
<a href="#">FirePro V3800</a>	1173	1071	<a href="#">22.10</a>	<a href="#">\$53.00</a>
<a href="#">FirePro V5900</a>	1264	1033	<a href="#">14.71</a>	<a href="#">\$86.00*</a>
<a href="#">FirePro V7000</a>	3161	574	NA	NA
<a href="#">FirePro V7800</a>	2028	780	<a href="#">10.68</a>	<a href="#">\$190.00*</a>
<a href="#">FirePro V7900</a>	2304	714	<a href="#">12.13</a>	<a href="#">\$190.00*</a>
<a href="#">FirePro V8700</a>	1538	952	<a href="#">9.75</a>	<a href="#">\$157.88*</a>
<a href="#">FirePro V8800</a>	2280	719	<a href="#">11.52</a>	<a href="#">\$198.00*</a>
<a href="#">FirePro V9800</a>	2726	623	<a href="#">5.75</a>	<a href="#">\$474.00*</a>
<a href="#">FirePro W600</a>	1671	893	<a href="#">4.03</a>	<a href="#">\$414.99*</a>
<a href="#">FirePro W2100</a>	859	1245	<a href="#">14.56</a>	<a href="#">\$59.00*</a>
<a href="#">FirePro W4100</a>	1514	961	<a href="#">8.23</a>	<a href="#">\$184.00*</a>
<a href="#">FirePro W4170M</a>	1041	1130	NA	NA
<a href="#">FirePro W4190M</a>	1150	1082	NA	NA
<a href="#">FirePro W4300</a>	2820	608	<a href="#">11.75</a>	<a href="#">\$239.99*</a>
<a href="#">FirePro W5000</a>	2978	590	<a href="#">16.19</a>	<a href="#">\$184.00*</a>
<a href="#">FirePro W5100</a>	2988	588	<a href="#">23.72</a>	<a href="#">\$125.99*</a>
<a href="#">FirePro W5130M</a>	1409	995	NA	NA
<a href="#">FirePro W5170M</a>	1788	863	NA	NA
<a href="#">FirePro W6150M</a>	2358	700	NA	NA
<a href="#">FirePro W7000</a>	4240	466	<a href="#">15.25</a>	<a href="#">\$278.05*</a>
<a href="#">FirePro W7000 Adapter</a>	4359	457	NA	NA
<a href="#">FirePro W7100</a>	5251	391	<a href="#">13.49</a>	<a href="#">\$389.30*</a>
<a href="#">FirePro W7170M</a>	3161	575	NA	NA
<a href="#">FirePro W8000</a>	4148	471	<a href="#">7.24</a>	<a href="#">\$573.00*</a>
<a href="#">FirePro W8100</a>	7332	291	<a href="#">10.42</a>	<a href="#">\$704.00*</a>
<a href="#">FirePro W9000</a>	6138	334	<a href="#">7.26</a>	<a href="#">\$845.00*</a>
<a href="#">FirePro W9100</a>	7580	283	<a href="#">4.38</a>	<a href="#">\$1,729.99*</a>
<a href="#">FireStream 9170</a>	647	1446	NA	NA
<a href="#">FireStream 9250</a>	1164	1076	NA	NA
<a href="#">FireStream 9270</a>	1341	1014	NA	NA
<a href="#">FireStream 9370</a>	2528	663	NA	NA
<a href="#">GeCube RADEON 7000</a>	8	2446	NA	NA
<a href="#">GeForce2 Go</a>	4	2523	NA	NA

Videocard Name	Passmark G3D Mark (higher is better)	Rank (lower is better)	Videocard Value (higher is better)	Price (USD)
<a href="#">GeForce GTX/GeForce Pro</a>	3	2520	NA	NA
<a href="#">GeForce2 Integrated GPU</a>	4	2518	NA	NA
<a href="#">GeForce2 MX</a>	2	2566	NA	NA
<a href="#">GeForce2 MX 100/200</a>	3	2552	NA	NA
<a href="#">GeForce2 MX with DVI-D and TV-out</a>	4	2502	NA	NA
<a href="#">GeForce2 MX with TV Out</a>	2	2575	NA	NA
<a href="#">GeForce2 MX/MX 400</a>	3	2530	NA	NA
<a href="#">GeForce2 Ti</a>	4	2510	NA	NA
<a href="#">GeForce2 Ultra</a>	6	2469	NA	NA
<a href="#">GeForce3</a>	4	2499	NA	NA
<a href="#">GeForce3 Ti 200</a>	4	2525	NA	NA
<a href="#">GeForce3 Ti 500</a>	2	2577	NA	NA
<a href="#">GeForce4 420 Go</a>	3	2549	NA	NA
<a href="#">GeForce4 420 Go 32M</a>	5	2489	NA	NA
<a href="#">GeForce4 440</a>	4	2496	NA	NA
<a href="#">GeForce4 440 Go</a>	3	2536	NA	NA
<a href="#">GeForce4 440 Go 64M</a>	5	2475	NA	NA
<a href="#">GeForce4 448 Go</a>	5	2486	NA	NA
<a href="#">GeForce4 4200 Go</a>	3	2529	NA	NA
<a href="#">GeForce4 MX 420</a>	4	2503	NA	NA
<a href="#">GeForce4 MX 440</a>	4	2513	NA	NA
<a href="#">GeForce4 MX 440 with AGP8X</a>	4	2500	NA	NA
<a href="#">GeForce4 MX 440SE</a>	4	2512	NA	NA
<a href="#">GeForce4 MX 460</a>	4	2522	NA	NA
<a href="#">GeForce4 MX 4000</a>	4	2516	NA	NA
<a href="#">GeForce4 MX Integrated GPU</a>	6	2467	NA	NA
<a href="#">GeForce4 Ti 4200</a>	5	2485	NA	NA
<a href="#">GeForce4 Ti 4400</a>	7	2460	NA	NA
<a href="#">GeForce4 Ti 4600</a>	5	2487	<a href="#">0.10</a>	<a href="#">\$53.99*</a>
<a href="#">GeForce4 Ti 4800</a>	5	2477	NA	NA
<a href="#">GeForce4 Ti 4800 SE</a>	6	2463	NA	NA
<a href="#">GeForce9400M</a>	105	2118	NA	NA
<a href="#">GeForce 205</a>	126	2053	NA	NA


Videocard Name	Passmark G3D Mark (higher is better)	Rank (lower is better)	Videocard Value (higher is better)	Price (USD)
 <b>Video Card</b> ▼				
<u>GeForce 240M G1</u>	319	1014	NA	NA
<u>GeForce 256</u>	5	2494	<a href="#">0.12</a>	<a href="#">\$42.04*</a>
<u>GeForce 305M</u>	150	1992	NA	NA
<u>GeForce 310</u>	134	2033	<a href="#">1.24</a>	<a href="#">\$108.35*</a>
<u>GeForce 310M</u>	115	2088	NA	NA
<u>GeForce 315</u>	156	1983	<a href="#">4.74</a>	<a href="#">\$32.99*</a>
<u>GeForce 315M</u>	115	2091	NA	NA
<u>GeForce 320M</u>	209	1922	NA	NA
<u>GeForce 405</u>	119	2073	<a href="#">4.85</a>	<a href="#">\$24.64*</a>
<u>GeForce 410M</u>	255	1871	NA	NA
<u>GeForce 505</u>	118	2078	<a href="#">1.03</a>	<a href="#">\$115.06*</a>
<u>GeForce 510</u>	254	1873	<a href="#">3.64</a>	<a href="#">\$69.99*</a>
<u>GeForce 605</u>	319	1815	<a href="#">2.34</a>	<a href="#">\$136.83*</a>
<u>GeForce 610M</u>	290	1835	NA	NA
<u>GeForce 615</u>	514	1621	NA	NA
Videocard Name	Passmark G3D Mark (higher is better)	Rank (lower is better)	Videocard Value (higher is better)	Price (USD)
<u>GeForce 705M</u>	455	1694	NA	NA
<u>GeForce 710A</u>	473	1668	NA	NA
<u>GeForce 710M</u>	459	1688	NA	NA
<u>GeForce 720A</u>	614	1490	NA	NA
<u>GeForce 730A</u>	770	1326	NA	NA
<u>GeForce 770M</u>	3245	560	<a href="#">18.34</a>	<a href="#">\$176.99*</a>
<u>GeForce 800A</u>	476	1661	NA	NA
<u>GeForce 800M</u>	457	1690	NA	NA
<u>GeForce 810A</u>	655	1432	NA	NA
<u>GeForce 810M</u>	411	1730	NA	NA
<u>GeForce 820A</u>	555	1567	NA	NA
<u>GeForce 820M</u>	494	1644	NA	NA
<u>GeForce 825M</u>	782	1306	NA	NA
<u>GeForce 830A</u>	1187	1065	NA	NA
<u>GeForce 830M</u>	1009	1145	NA	NA
<u>GeForce 840A</u>	1145	1083	NA	NA
<u>GeForce 840M</u>	1092	1105	NA	NA


Videocard Name	Passmark G3D Mark (higher is better)	Rank (lower is better)	Videocard Value (higher is better)	Price (USD)
<div>  <b>Video Card</b>  </div>				
<a href="#">GeForce 910M</a>	801	1307	NA	NA
<a href="#">GeForce 920A</a>	836	1259	NA	NA
<a href="#">GeForce 920M</a>	719	1377	NA	NA
<a href="#">GeForce 920MX</a>	1079	1112	NA	NA
<a href="#">GeForce 930A</a>	1267	1032	NA	NA
<a href="#">GeForce 930M</a>	1014	1142	NA	NA
<a href="#">GeForce 930MX</a>	1285	1028	NA	NA
<a href="#">GeForce 940A</a>	1106	1096	NA	NA
<a href="#">GeForce 940M</a>	1125	1091	NA	NA
<a href="#">GeForce 940MX</a>	1517	959	NA	NA
<a href="#">GeForce 945A</a>	1852	842	NA	NA
<a href="#">GeForce 945M</a>	2108	758	NA	NA
<a href="#">GeForce 999 GTX</a>	83	2179	NA	NA
<a href="#">GeForce 6100</a>	27	2383	NA	NA
<a href="#">GeForce 6100 nForce 400</a>	25	2394	NA	NA
<a href="#">GeForce 6100 nForce 405</a>	26	2385	NA	NA
<a href="#">GeForce 6100 nForce 420</a>	25	2393	NA	NA
<a href="#">GeForce 6100 nForce 430</a>	23	2406	NA	NA
<a href="#">GeForce 6150</a>	21	2409	<a href="#">0.07</a>	<a href="#">\$329.00*</a>
<a href="#">GeForce 6150 LE</a>	33	2359	NA	NA
<a href="#">GeForce 6150SE</a>	24	2397	NA	NA
<a href="#">GeForce 6150SE nForce 430</a>	30	2372	NA	NA
<a href="#">GeForce 6200</a>	37	2337	<a href="#">0.71</a>	<a href="#">\$53.17*</a>
<a href="#">GeForce 6200 A-LE</a>	32	2367	NA	NA
<a href="#">GeForce 6200 LE</a>	27	2379	<a href="#">0.68</a>	<a href="#">\$41.24*</a>
<a href="#">GeForce 6200 TurboCache</a>	53	2269	NA	NA
<a href="#">GeForce 6200A</a>	3	2539	<a href="#">0.07</a>	<a href="#">\$54.99*</a>
<a href="#">GeForce 6200SE TurboCache</a>	37	2339	NA	NA
<a href="#">GeForce 6500</a>	38	2331	NA	NA
<a href="#">GeForce 6600</a>	86	2170	<a href="#">0.33</a>	<a href="#">\$264.00*</a>
<a href="#">GeForce 6600 GT</a>	142	2007	<a href="#">2.20</a>	<a href="#">\$64.95*</a>
Videocard Name	Passmark G3D Mark (higher is better)	Rank (lower is better)	Videocard Value (higher is better)	Price (USD)
<a href="#">GeForce 6600 LE</a>	51	2276	NA	NA






Videocard Name	Passmark G3D Mark (higher is better)	Rank (lower is better)	Videocard Value (higher is better)	Price (USD)
 <b>Video Card</b> ▼				
<a href="#">GeForce 6700 AL</a>	93	2149	NA	NA
<a href="#">GeForce 6800</a>	112	2101	<a href="#">0.20</a>	<a href="#">\$559.29*</a>
<a href="#">GeForce 6800 GS</a>	191	1943	NA	NA
<a href="#">GeForce 6800 GS/XT</a>	102	2129	NA	NA
<a href="#">GeForce 6800 GT</a>	142	2010	NA	NA
<a href="#">GeForce 6800 LE</a>	109	2110	NA	NA
<a href="#">GeForce 6800 Ultra</a>	138	2021	NA	NA
<a href="#">GeForce 6800 XE</a>	58	2256	NA	NA
<a href="#">GeForce 6800 XT</a>	123	2059	NA	NA
<a href="#">GeForce 7000M</a>	13	2430	NA	NA
<a href="#">GeForce 7000M / nForce 610M</a>	12	2431	NA	NA
<a href="#">GeForce 7025 / nForce 630a</a>	32	2364	NA	NA
<a href="#">GeForce 7050 / nForce 610i</a>	25	2391	NA	NA
<a href="#">GeForce 7050 / nForce 620i</a>	41	2316	NA	NA
<a href="#">GeForce 7050 / nForce 630i</a>	37	2334	NA	NA
<a href="#">GeForce 7050 PV / nForce 630a</a>	31	2370	NA	NA
<a href="#">GeForce 7100 / nForce 620i</a>	26	2388	NA	NA
<a href="#">GeForce 7100 / nForce 630i</a>	41	2313	NA	NA
<a href="#">GeForce 7100 GS</a>	51	2277	NA	NA
<a href="#">GeForce 7150 / nForce 630i</a>	33	2362	NA	NA
<a href="#">GeForce 7150M / nForce 630M</a>	18	2417	NA	NA
<a href="#">GeForce 7200 GS</a>	23	2405	NA	NA
<a href="#">GeForce 7300 GS</a>	78	2199	NA	NA
<a href="#">GeForce 7300 GT</a>	138	2024	<a href="#">0.92</a>	<a href="#">\$149.99*</a>
<a href="#">GeForce 7300 LE</a>	80	2196	<a href="#">2.50</a>	<a href="#">\$32.00*</a>
<a href="#">GeForce 7300 SE</a>	39	2329	NA	NA
<a href="#">GeForce 7300 SE/7200 GS</a>	47	2290	NA	NA
<a href="#">GeForce 7350 LE</a>	74	2206	NA	NA
<a href="#">GeForce 7500 LE</a>	82	2182	NA	NA
<a href="#">GeForce 7600 GS</a>	157	1982	<a href="#">1.29</a>	<a href="#">\$121.63</a>
<a href="#">GeForce 7600 GT</a>	224	1898	<a href="#">1.13</a>	<a href="#">\$199.00*</a>
<a href="#">GeForce 7650 GS</a>	134	2038	NA	NA
<a href="#">GeForce 7800 GS</a>	177	1957	NA	NA

Videocard Name	Passmark G3D Mark (higher is better)	Rank (lower is better)	Videocard Value (higher is better)	Price (USD)
 <b>Video Card</b> ▼				
<a href="#">GeForce 7800 GTX</a>	230	1034	<a href="#">4.00</a>	<a href="#">\$71.00</a>
<a href="#">GeForce 7900 GS</a>	253	1874	NA	NA
<a href="#">GeForce 7900 GT</a>	258	1867	<a href="#">1.30</a>	<a href="#">\$199.00*</a>
<a href="#">GeForce 7900 GT/GTO</a>	247	1880	NA	NA
<a href="#">GeForce 7900 GTX</a>	387	1748	NA	NA
<a href="#">GeForce 7950 GT</a>	347	1784	<a href="#">1.36</a>	<a href="#">\$254.80*</a>
<a href="#">GeForce 7950 GX2</a>	201	1930	<a href="#">3.67</a>	<a href="#">\$54.99*</a>
<a href="#">GeForce 7950 Xtreme</a>	287	1838	NA	NA
<a href="#">GeForce 8100 / nForce 720a</a>	79	2198	NA	NA
<a href="#">GeForce 8200</a>	155	1984	NA	NA
<a href="#">GeForce 8200M G</a>	58	2259	NA	NA
<a href="#">GeForce 8300</a>	101	2133	<a href="#">4.48</a>	<a href="#">\$22.68*</a>
<a href="#">GeForce 8300 GS</a>	115	2090	NA	NA
Videocard Name	Passmark G3D Mark (higher is better)	Rank (lower is better)	Videocard Value (higher is better)	Price (USD)
<a href="#">GeForce 8400</a>	81	2190	<a href="#">0.14</a>	<a href="#">\$589.99*</a>
<a href="#">GeForce 8400 GS</a>	155	1985	<a href="#">1.81</a>	<a href="#">\$85.97*</a>
<a href="#">GeForce 8400 SE</a>	68	2229	NA	NA
<a href="#">GeForce 8400M G</a>	58	2257	NA	NA
<a href="#">GeForce 8400M GS</a>	109	2112	<a href="#">1.40</a>	<a href="#">\$78.20*</a>
<a href="#">GeForce 8400M GT</a>	66	2237	NA	NA
<a href="#">GeForce 8500 GT</a>	139	2020	NA	NA
<a href="#">GeForce 8600 GS</a>	91	2161	NA	NA
<a href="#">GeForce 8600 GT</a>	123	2057	<a href="#">0.63</a>	<a href="#">\$196.00*</a>
<a href="#">GeForce 8600 GTS</a>	158	1980	<a href="#">0.66</a>	<a href="#">\$241.99*</a>
<a href="#">GeForce 8600M GS</a>	70	2220	NA	NA
<a href="#">GeForce 8600M GT</a>	112	2100	<a href="#">1.04</a>	<a href="#">\$108.10*</a>
<a href="#">GeForce 8700M GT</a>	124	2055	NA	NA
<a href="#">GeForce 8800 GS</a>	330	1801	NA	NA
<a href="#">GeForce 8800 GT</a>	471	1671	<a href="#">2.21</a>	<a href="#">\$213.54*</a>
<a href="#">GeForce 8800 GTS</a>	412	1728	<a href="#">5.16</a>	<a href="#">\$79.99*</a>
<a href="#">GeForce 8800 GTS 512</a>	564	1558	NA	NA
<a href="#">GeForce 8800 GTX</a>	590	1522	<a href="#">4.92</a>	<a href="#">\$119.99*</a>
<a href="#">GeForce 8800 Ultra</a>	642	1451	<a href="#">1.04</a>	<a href="#">\$619.99</a>



Videocard Name	Passmark G3D Mark (higher is better)	Rank (lower is better)	Videocard Value (higher is better)	Price (USD)
<div>  <b>Video Card</b>  </div>				
<a href="#">GeForce 9000M G1A</a>	402	1001	NA	NA
<a href="#">GeForce 9100</a>	81	2184	NA	NA
<a href="#">GeForce 9100M G</a>	68	2230	NA	NA
<a href="#">GeForce 9200</a>	169	1967	NA	NA
<a href="#">GeForce 9200M GE</a>	143	2005	NA	NA
<a href="#">GeForce 9200M GS</a>	121	2067	NA	NA
<a href="#">GeForce 9300</a>	126	2050	<a href="#">2.15</a>	<a href="#">\$59.00*</a>
<a href="#">GeForce 9300 / nForce 730i</a>	128	2044	NA	NA
<a href="#">GeForce 9300 GE</a>	80	2195	<a href="#">3.50</a>	<a href="#">\$22.99*</a>
<a href="#">GeForce 9300 GS</a>	102	2130	<a href="#">1.71</a>	<a href="#">\$59.95*</a>
<a href="#">GeForce 9300 SE</a>	81	2188	NA	NA
<a href="#">GeForce 9300GE</a>	97	2144	<a href="#">1.01</a>	<a href="#">\$97.20*</a>
<a href="#">GeForce 9300M G</a>	84	2174	NA	NA
<a href="#">GeForce 9300M GS</a>	100	2137	<a href="#">2.30</a>	<a href="#">\$43.42*</a>
<a href="#">GeForce 9400</a>	98	2139	NA	NA
<a href="#">GeForce 9400 GT</a>	162	1976	<a href="#">2.50</a>	<a href="#">\$64.89</a>
<a href="#">GeForce 9400M</a>	101	2134	NA	NA
<a href="#">GeForce 9400M G</a>	67	2233	NA	NA
<a href="#">GeForce 9450</a>	104	2120	NA	NA
<a href="#">GeForce 9500 GS</a>	201	1931	NA	NA
<a href="#">GeForce 9500 GT</a>	163	1974	<a href="#">1.91</a>	<a href="#">\$85.99*</a>
<a href="#">GeForce 9500M</a>	103	2126	<a href="#">1.02</a>	<a href="#">\$101.20*</a>
<a href="#">GeForce 9500M G</a>	121	2068	NA	NA
<a href="#">GeForce 9500M GS</a>	134	2037	NA	NA
<a href="#">GeForce 9600 GS</a>	281	1847	NA	NA
<a href="#">GeForce 9600 GSO</a>	327	1805	<a href="#">3.05</a>	<a href="#">\$107.39*</a>
<a href="#">GeForce 9600 GSO 512</a>	329	1802	NA	NA
<a href="#">GeForce 9600 GT</a>	482	1652	<a href="#">7.43</a>	<a href="#">\$64.99*</a>
<a href="#">GeForce 9600M GS</a>	130	2041	NA	NA
Videocard Name	Passmark G3D Mark (higher is better)	Rank (lower is better)	Videocard Value (higher is better)	Price (USD)
<a href="#">GeForce 9600M GT</a>	139	2018	<a href="#">1.79</a>	<a href="#">\$78.20*</a>
<a href="#">GeForce 9600M GT / GeForce GT 220M</a>	293	1832	NA	NA
<a href="#">GeForce 9650M GS</a>	270	1854	NA	NA

Videocard Name	Passmark G3D Mark (higher is better)	Rank (lower is better)	Videocard Value (higher is better)	Price (USD)
 <b>Video Card</b> ▼				
<a href="#">GeForce 9700M G1</a>	200	1920	NA	NA
<a href="#">GeForce 9700M GTS</a>	278	1849	NA	NA
<a href="#">GeForce 9800 GT</a>	459	1686	<a href="#">3.07</a>	<a href="#">\$149.99</a>
<a href="#">GeForce 9800 GT 1024MB</a>	134	2034	NA	NA
<a href="#">GeForce 9800 GTX</a>	769	1328	<a href="#">10.26</a>	<a href="#">\$74.99*</a>
<a href="#">GeForce 9800 GTX+</a>	494	1645	NA	NA
<a href="#">GeForce 9800 GTX/9800 GTX+</a>	605	1503	<a href="#">6.72</a>	<a href="#">\$89.99*</a>
<a href="#">GeForce 9800 GX2</a>	797	1295	<a href="#">4.09</a>	<a href="#">\$195.00*</a>
<a href="#">GeForce 9800 S</a>	635	1458	NA	NA
<a href="#">GeForce 9800M GS</a>	554	1570	NA	NA
<a href="#">GeForce 9800M GT</a>	381	1751	NA	NA
<a href="#">GeForce 9800M GTS</a>	376	1761	NA	NA
<a href="#">GeForce 9800M GTX</a>	454	1696	<a href="#">1.38</a>	<a href="#">\$328.50*</a>
<a href="#">GeForce FX 5100</a>	7	2454	NA	NA
<a href="#">GeForce FX 5200</a>	7	2458	<a href="#">0.06</a>	<a href="#">\$129.00*</a>
<a href="#">GeForce FX 5200 Ultra</a>	12	2434	NA	NA
<a href="#">GeForce FX 5200LE</a>	7	2461	<a href="#">0.16</a>	<a href="#">\$42.99*</a>
<a href="#">GeForce FX 5200SE</a>	11	2435	NA	NA
<a href="#">GeForce FX 5500</a>	8	2449	<a href="#">0.05</a>	<a href="#">\$153.97*</a>
<a href="#">GeForce FX 5600</a>	12	2432	NA	NA
<a href="#">GeForce FX 5600 Ultra</a>	17	2423	NA	NA
<a href="#">GeForce FX 5600XT</a>	9	2445	NA	NA
<a href="#">GeForce FX 5700</a>	40	2318	NA	NA
<a href="#">GeForce FX 5700 Ultra</a>	34	2353	NA	NA
<a href="#">GeForce FX 5700LE</a>	24	2398	NA	NA
<a href="#">GeForce FX 5700VE</a>	33	2361	NA	NA
<a href="#">GeForce FX 5900</a>	34	2350	NA	NA
<a href="#">GeForce FX 5900 Ultra</a>	41	2317	NA	NA
<a href="#">GeForce FX 5900XT</a>	40	2323	NA	NA
<a href="#">GeForce FX 5900ZT</a>	32	2365	NA	NA
<a href="#">GeForce FX 5950 Ultra</a>	59	2254	NA	NA
<a href="#">GeForce FX Go5300</a>	12	2433	NA	NA
<a href="#">GeForce FX Go5650</a>	16	2424	NA	NA

Videocard Name	Passmark G3D Mark (higher is better)	Rank (lower is better)	Videocard Value (higher is better)	Price (USD)
<div>  <b>Video Card</b>  </div>				
<a href="#">GeForce FX Go 5200</a>	0	2441	NA	NA
<a href="#">GeForce FX Go 5600</a>	17	2421	NA	NA
<a href="#">GeForce G100</a>	184	1948	<a href="#">9.24</a>	<a href="#">\$19.99*</a>
<a href="#">GeForce G102M</a>	167	1970	NA	NA
<a href="#">GeForce G105M</a>	134	2036	NA	NA
<a href="#">GeForce G200</a>	136	2029	NA	NA
<a href="#">GeForce G205M</a>	91	2163	NA	NA
<a href="#">GeForce G210</a>	112	2098	<a href="#">0.92</a>	<a href="#">\$122.12*</a>
<a href="#">GeForce G210M</a>	116	2083	NA	NA
<a href="#">GeForce G 103M</a>	62	2247	NA	NA
<a href="#">GeForce G 105M</a>	62	2244	NA	NA
Videocard Name	Passmark G3D Mark (higher is better)	Rank (lower is better)	Videocard Value (higher is better)	Price (USD)
<a href="#">GeForce Go 6100</a>	17	2420	NA	NA
<a href="#">GeForce Go 6150</a>	19	2413	NA	NA
<a href="#">GeForce Go 6200</a>	15	2427	NA	NA
<a href="#">GeForce Go 6400</a>	24	2399	NA	NA
<a href="#">GeForce Go 6600</a>	69	2224	NA	NA
<a href="#">GeForce Go 6600 TE/6200 TE</a>	44	2303	NA	NA
<a href="#">GeForce Go 6800</a>	106	2117	NA	NA
<a href="#">GeForce Go 6800 Ultra</a>	137	2025	NA	NA
<a href="#">GeForce Go 7200</a>	45	2301	NA	NA
<a href="#">GeForce Go 7300</a>	52	2272	NA	NA
<a href="#">GeForce Go 7400</a>	65	2240	NA	NA
<a href="#">GeForce Go 7600</a>	127	2048	NA	NA
<a href="#">GeForce Go 7600 GT</a>	210	1921	NA	NA
<a href="#">GeForce Go 7700</a>	147	1998	NA	NA
<a href="#">GeForce Go 7800</a>	114	2093	NA	NA
<a href="#">GeForce Go 7800 GTX</a>	209	1923	NA	NA
<a href="#">GeForce Go 7900 GS</a>	176	1958	NA	NA
<a href="#">GeForce Go 7900 GTX</a>	270	1853	NA	NA
<a href="#">GeForce Go 7950 GTX</a>	263	1861	NA	NA
<a href="#">GeForce GPU</a>	1186	1066	NA	NA
<a href="#">GeForce GT625M</a>	457	1691	NA	NA

Videocard Name	Passmark G3D Mark (higher is better)	Rank (lower is better)	Videocard Value (higher is better)	Price (USD)
 <b>Video Card</b> ▼				
<u>GeForce GT 120 / 9500 GT</u>	324	1997	NA	NA
<u>GeForce GT 120M</u>	150	1991	NA	NA
<u>GeForce GT 130</u>	381	1752	<a href="#">2.52</a>	<a href="#">\$151.34*</a>
<u>GeForce GT 130M</u>	146	2002	NA	NA
<u>GeForce GT 140</u>	657	1431	NA	NA
<u>GeForce GT 220</u>	219	1909	<a href="#">5.48</a>	<a href="#">\$39.99*</a>
<u>GeForce GT 220M</u>	121	2066	NA	NA
<u>GeForce GT 230</u>	323	1809	<a href="#">7.35</a>	<a href="#">\$43.99*</a>
<u>GeForce GT 230M</u>	212	1918	NA	NA
<u>GeForce GT 240</u>	506	1631	<a href="#">3.14</a>	<a href="#">\$160.97*</a>
<u>GeForce GT 240M</u>	213	1916	NA	NA
<u>GeForce GT 320</u>	461	1683	<a href="#">14.10</a>	<a href="#">\$32.69*</a>
<u>GeForce GT 320M</u>	105	2119	NA	NA
<u>GeForce GT 325M</u>	169	1965	NA	NA
<u>GeForce GT 330</u>	389	1747	<a href="#">9.73</a>	<a href="#">\$39.99*</a>
<u>GeForce GT 330M</u>	216	1912	NA	NA
<u>GeForce GT 335M</u>	382	1749	NA	NA
<u>GeForce GT 340</u>	738	1357	<a href="#">13.93</a>	<a href="#">\$52.99*</a>
<u>GeForce GT 415</u>	251	1876	NA	NA
<u>GeForce GT 415M</u>	286	1839	NA	NA
<u>GeForce GT 420</u>	425	1717	<a href="#">2.74</a>	<a href="#">\$155.00*</a>
<u>GeForce GT 420M</u>	397	1741	NA	NA
<u>GeForce GT 425M</u>	522	1614	NA	NA
<u>GeForce GT 430</u>	599	1509	<a href="#">4.28</a>	<a href="#">\$139.99*</a>
<u>GeForce GT 435M</u>	535	1597	NA	NA
<u>GeForce GT 440</u>	770	1325	<a href="#">3.42</a>	<a href="#">\$225.00*</a>
<u>GeForce GT 445M</u>	811	1286	NA	NA
Videocard Name	Passmark G3D Mark (higher is better)	Rank (lower is better)	Videocard Value (higher is better)	Price (USD)
<u>GeForce GT 520</u>	311	1819	<a href="#">1.03</a>	<a href="#">\$304.00*</a>
<u>GeForce GT 520M</u>	285	1840	<a href="#">9.55</a>	<a href="#">\$29.95*</a>
<u>GeForce GT 520MX</u>	282	1844	NA	NA
<u>GeForce GT 525M</u>	457	1689	NA	NA
<u>GeForce GT 530</u>	671	1420	<a href="#">13.70</a>	<a href="#">\$49.00*</a>

Videocard Name	Passmark G3D Mark (higher is better)	Rank (lower is better)	Videocard Value (higher is better)	Price (USD)
<a href="#">Home</a> <b>Video Card</b> ▼				
<a href="#">GeForce GT 540</a>	1104	1097	<a href="#">19.07</a>	<a href="#">\$22.99</a>
<a href="#">GeForce GT 550M</a>	570	1548	NA	NA
<a href="#">GeForce GT 555M</a>	654	1437	<a href="#">3.69</a>	<a href="#">\$177.20*</a>
<a href="#">GeForce GT 610</a>	313	1818	<a href="#">2.24</a>	<a href="#">\$139.99*</a>
<a href="#">GeForce GT 610M / GT 620M / GT 710M / GT 720M / GT</a>	368	1767	NA	NA
<a href="#">GeForce GT 620</a>	376	1762	<a href="#">2.44</a>	<a href="#">\$154.00*</a>
<a href="#">GeForce GT 620M</a>	435	1710	NA	NA
<a href="#">GeForce GT 625</a>	352	1781	NA	NA
<a href="#">GeForce GT 625M</a>	478	1655	NA	NA
<a href="#">GeForce GT 630</a>	677	1415	<a href="#">4.61</a>	<a href="#">\$147.01*</a>
<a href="#">GeForce GT 630M</a>	537	1596	NA	NA
<a href="#">GeForce GT 635</a>	829	1269	<a href="#">12.38</a>	<a href="#">\$66.94*</a>
<a href="#">GeForce GT 635M</a>	558	1562	NA	NA
<a href="#">GeForce GT 640</a>	1175	1070	<a href="#">10.69</a>	<a href="#">\$109.99*</a>
<a href="#">GeForce GT 640M</a>	923	1202	NA	NA
<a href="#">GeForce GT 640M LE</a>	709	1386	<a href="#">0.83</a>	<a href="#">\$849.99*</a>
<a href="#">GeForce GT 645</a>	2005	785	NA	NA
<a href="#">GeForce GT 645M</a>	934	1194	NA	NA
<a href="#">GeForce GT 650M</a>	1202	1062	NA	NA
<a href="#">GeForce GT 705</a>	340	1791	<a href="#">1.15</a>	<a href="#">\$296.76*</a>
<a href="#">GeForce GT 710</a>	627	1474	<a href="#">2.51</a>	<a href="#">\$249.99*</a>
<a href="#">GeForce GT 710M</a>	443	1705	NA	NA
<a href="#">GeForce GT 720</a>	613	1491	<a href="#">6.14</a>	<a href="#">\$99.99*</a>
<a href="#">GeForce GT 720A</a>	573	1546	NA	NA
<a href="#">GeForce GT 720M</a>	460	1685	NA	NA
<a href="#">GeForce GT 730</a>	835	1262	<a href="#">7.59</a>	<a href="#">\$109.99*</a>
<a href="#">GeForce GT 730A</a>	742	1354	NA	NA
<a href="#">GeForce GT 730M</a>	814	1283	NA	NA
<a href="#">GeForce GT 735M</a>	650	1442	NA	NA
<a href="#">GeForce GT 740</a>	1481	974	<a href="#">6.25</a>	<a href="#">\$236.99*</a>
<a href="#">GeForce GT 740A</a>	667	1423	NA	NA
<a href="#">GeForce GT 740M</a>	797	1296	NA	NA
<a href="#">GeForce GT 745A</a>	1237	1044	NA	NA

Videocard Name	Passmark G3D Mark (higher is better)	Rank (lower is better)	Videocard Value (higher is better)	Price (USD)
<div>  <b>Video Card</b>  </div>				
<a href="#">GeForce GT 750M</a>	1529	1015	NA	NA
<a href="#">GeForce GT 755M</a>	1688	888	NA	NA
<a href="#">GeForce GT 820M</a>	559	1560	NA	NA
<a href="#">GeForce GT 1030</a>	2454	675	<a href="#">22.83</a>	<a href="#">\$107.52</a>
<a href="#">GeForce GTS 150M</a>	504	1633	NA	NA
<a href="#">GeForce GTS 160M</a>	678	1414	NA	NA
<a href="#">GeForce GTS 240</a>	556	1566	<a href="#">8.56</a>	<a href="#">\$64.99*</a>
<a href="#">GeForce GTS 250</a>	594	1515	<a href="#">6.91</a>	<a href="#">\$86.06*</a>
<a href="#">GeForce GTS 250M</a>	553	1572	NA	NA
Videocard Name	Passmark G3D Mark (higher is better)	Rank (lower is better)	Videocard Value (higher is better)	Price (USD)
<a href="#">GeForce GTS 350M</a>	407	1732	NA	NA
<a href="#">GeForce GTS 360M</a>	653	1438	NA	NA
<a href="#">GeForce GTS 450</a>	1318	1016	<a href="#">9.82</a>	<a href="#">\$134.23*</a>
<a href="#">GeForce GTX 260</a>	1215	1052	<a href="#">4.25</a>	<a href="#">\$285.78*</a>
<a href="#">GeForce GTX 260M</a>	379	1755	NA	NA
<a href="#">GeForce GTX 275</a>	1384	1000	<a href="#">3.21</a>	<a href="#">\$431.72*</a>
<a href="#">GeForce GTX 280</a>	1299	1026	<a href="#">2.49</a>	<a href="#">\$522.78*</a>
<a href="#">GeForce GTX 280M</a>	575	1541	NA	NA
<a href="#">GeForce GTX 285</a>	1513	962	<a href="#">12.61</a>	<a href="#">\$119.99*</a>
<a href="#">GeForce GTX 285M</a>	636	1457	NA	NA
<a href="#">GeForce GTX 295</a>	1206	1057	<a href="#">7.54</a>	<a href="#">\$159.99*</a>
<a href="#">GeForce GTX 460</a>	2262	728	<a href="#">25.14</a>	<a href="#">\$89.99*</a>
<a href="#">GeForce GTX 460 SE</a>	1984	794	<a href="#">12.40</a>	<a href="#">\$159.99*</a>
<a href="#">GeForce GTX 460 v2</a>	1871	834	<a href="#">9.36</a>	<a href="#">\$199.99*</a>
<a href="#">GeForce GTX 460M</a>	1207	1055	NA	NA
<a href="#">GeForce GTX 465</a>	2650	637	<a href="#">13.59</a>	<a href="#">\$195.00*</a>
<a href="#">GeForce GTX 470</a>	3106	581	<a href="#">51.79</a>	<a href="#">\$59.99*</a>
<a href="#">GeForce GTX 470M</a>	1953	807	NA	NA
<a href="#">GeForce GTX 480</a>	4106	473	<a href="#">24.16</a>	<a href="#">\$169.99*</a>
<a href="#">GeForce GTX 480M</a>	1617	916	NA	NA
<a href="#">GeForce GTX 485M</a>	2359	699	NA	NA
<a href="#">GeForce GTX 550 Ti</a>	1553	945	<a href="#">15.53</a>	<a href="#">\$99.99*</a>
<a href="#">GeForce GTX 555</a>	1571	938	NA	NA




Videocard Name	Passmark G3D Mark (higher is better)	Rank (lower is better)	Videocard Value (higher is better)	Price (USD)
 <b>Video Card</b> ▼				
<a href="#">GeForce GTX 300 SE</a>	1314	620	<a href="#">21.21</a>	<a href="#">\$202.99</a>
<a href="#">GeForce GTX 560 Ti</a>	3054	583	<a href="#">23.50</a>	<a href="#">\$129.99*</a>
<a href="#">GeForce GTX 560M</a>	1260	1034	NA	NA
<a href="#">GeForce GTX 570</a>	3928	483	<a href="#">26.19</a>	<a href="#">\$149.99*</a>
<a href="#">GeForce GTX 570M</a>	1863	838	NA	NA
<a href="#">GeForce GTX 580</a>	4614	440	<a href="#">9.44</a>	<a href="#">\$488.59*</a>
<a href="#">GeForce GTX 580M</a>	2074	765	<a href="#">8.34</a>	<a href="#">\$248.68*</a>
<a href="#">GeForce GTX 590</a>	3341	550	<a href="#">7.68</a>	<a href="#">\$435.00*</a>
<a href="#">GeForce GTX 645</a>	1882	832	NA	NA
<a href="#">GeForce GTX 650</a>	1751	870	<a href="#">12.18</a>	<a href="#">\$143.80*</a>
<a href="#">GeForce GTX 650 Ti</a>	2527	664	<a href="#">27.16</a>	<a href="#">\$93.05*</a>
<a href="#">GeForce GTX 650 Ti BOOST</a>	3345	549	NA	NA
<a href="#">GeForce GTX 660</a>	4002	480	<a href="#">23.83</a>	<a href="#">\$167.95*</a>
<a href="#">GeForce GTX 660 Ti</a>	4427	456	<a href="#">30.75</a>	<a href="#">\$144.00*</a>
<a href="#">GeForce GTX 660M</a>	1447	979	<a href="#">18.32</a>	<a href="#">\$78.99*</a>
<a href="#">GeForce GTX 670</a>	5325	382	<a href="#">27.45</a>	<a href="#">\$193.98*</a>
<a href="#">GeForce GTX 670M</a>	1756	868	NA	NA
<a href="#">GeForce GTX 670MX</a>	1951	808	NA	NA
<a href="#">GeForce GTX 675M</a>	1927	814	NA	NA
<a href="#">GeForce GTX 675MX</a>	2716	628	NA	NA
<a href="#">GeForce GTX 680</a>	5565	365	<a href="#">13.95</a>	<a href="#">\$399.00*</a>
<a href="#">GeForce GTX 680M</a>	3239	563	<a href="#">23.82</a>	<a href="#">\$135.99*</a>
<a href="#">GeForce GTX 680M KY_Bullet Edition</a>	3568	518	NA	NA
<a href="#">GeForce GTX 680MX</a>	4138	472	NA	NA
<a href="#">GeForce GTX 690</a>	5517	371	<a href="#">19.64</a>	<a href="#">\$280.99*</a>
Videocard Name	Passmark G3D Mark (higher is better)	Rank (lower is better)	Videocard Value (higher is better)	Price (USD)
<a href="#">GeForce GTX 745</a>	2137	752	<a href="#">7.50</a>	<a href="#">\$284.95*</a>
<a href="#">GeForce GTX 750</a>	3347	548	<a href="#">23.97</a>	<a href="#">\$139.63</a>
<a href="#">GeForce GTX 750 Ti</a>	3899	485	<a href="#">44.26</a>	<a href="#">\$88.11*</a>
<a href="#">GeForce GTX 760</a>	4792	429	<a href="#">32.17</a>	<a href="#">\$149.00*</a>
<a href="#">GeForce GTX 760 Ti</a>	5254	390	<a href="#">17.66</a>	<a href="#">\$297.50*</a>
<a href="#">GeForce GTX 760 Ti OEM</a>	5427	375	NA	NA
<a href="#">GeForce GTX 760A</a>	1226	1049	NA	NA

Videocard Name	Passmark G3D Mark (higher is better)	Rank (lower is better)	Videocard Value (higher is better)	Price (USD)
<a href="#">Home</a> <b>Video Card</b> ▼				
<a href="#">GeForce GTX 1080</a>	1391	100	<a href="#">10.72</a>	<a href="#">\$100.30</a>
<a href="#">GeForce GTX 770</a>	5914	346	<a href="#">23.75</a>	<a href="#">\$249.00*</a>
<a href="#">GeForce GTX 770M</a>	2799	611	<a href="#">20.29</a>	<a href="#">\$138.00*</a>
<a href="#">GeForce GTX 775M</a>	3634	513	NA	NA
<a href="#">GeForce GTX 780</a>	8009	265	<a href="#">28.61</a>	<a href="#">\$279.99*</a>
<a href="#">GeForce GTX 780 Ti</a>	9527	223	<a href="#">28.02</a>	<a href="#">\$339.99*</a>
<a href="#">GeForce GTX 780M</a>	3804	493	<a href="#">7.62</a>	<a href="#">\$499.00*</a>
<a href="#">GeForce GTX 850A</a>	1049	1125	NA	NA
<a href="#">GeForce GTX 850M</a>	2510	668	NA	NA
<a href="#">GeForce GTX 850M - MODDED</a>	1091	1106	NA	NA
<a href="#">GeForce GTX 860M</a>	3046	584	<a href="#">26.73</a>	<a href="#">\$114.00*</a>
<a href="#">GeForce GTX 870M</a>	3449	537	NA	NA
<a href="#">GeForce GTX 880M</a>	3817	492	NA	NA
<a href="#">GeForce GTX 950</a>	5333	381	<a href="#">37.56</a>	<a href="#">\$141.99*</a>
<a href="#">GeForce GTX 950A</a>	2554	658	NA	NA
<a href="#">GeForce GTX 950M</a>	2584	651	<a href="#">4.56</a>	<a href="#">\$567.00*</a>
<a href="#">GeForce GTX 960</a>	6081	339	<a href="#">35.35</a>	<a href="#">\$172.00*</a>
<a href="#">GeForce GTX 960A</a>	3355	546	NA	NA
<a href="#">GeForce GTX 960M</a>	3375	542	<a href="#">2.89</a>	<a href="#">\$1,169.00*</a>
<a href="#">GeForce GTX 965M</a>	3796	495	NA	NA
<a href="#">GeForce GTX 970</a>	9636	217	<a href="#">40.49</a>	<a href="#">\$237.99*</a>
<a href="#">GeForce GTX 970M</a>	5721	354	<a href="#">27.25</a>	<a href="#">\$209.99*</a>
<a href="#">GeForce GTX 970XM FORCE</a>	6706	313	NA	NA
<a href="#">GeForce GTX 980</a>	11107	192	<a href="#">44.91</a>	<a href="#">\$247.35*</a>
<a href="#">GeForce GTX 980 Ti</a>	13809	132	<a href="#">21.42</a>	<a href="#">\$644.61*</a>
<a href="#">GeForce GTX 980M</a>	7360	289	<a href="#">25.38</a>	<a href="#">\$289.99*</a>
<a href="#">GeForce GTX 1050</a>	5034	414	<a href="#">21.06</a>	<a href="#">\$239.00*</a>
<a href="#">GeForce GTX 1050 3GB</a>	5091	409	NA	NA
<a href="#">GeForce GTX 1050 (Mobile)</a>	4461	452	NA	NA
<a href="#">GeForce GTX 1050 Ti</a>	6316	326	<a href="#">14.75</a>	<a href="#">\$428.39</a>
<a href="#">GeForce GTX 1050 Ti (Mobile)</a>	5918	345	NA	NA
<a href="#">GeForce GTX 1050 Ti with Max-Q Design</a>	5356	380	NA	NA
<a href="#">GeForce GTX 1050 with Max-Q Design</a>	4062	476	NA	NA

Videocard Name	Passmark G3D Mark (higher is better)	Rank (lower is better)	Videocard Value (higher is better)	Price (USD)
<a href="#">Home</a> <b>Video Card</b> ▼				
<a href="#">GeForce GTX 1060 3GB</a>	9702	214	<a href="#">41.40</a>	<a href="#">\$235.47</a>
<a href="#">GeForce GTX 1060 5GB</a>	9075	236	<a href="#">18.60</a>	<a href="#">\$487.99*</a>
<a href="#">GeForce GTX 1060 (Mobile)</a>	8160	260	NA	NA
<a href="#">GeForce GTX 1060 with Max-Q Design</a>	7901	269	NA	NA
<a href="#">GeForce GTX 1070</a>	13501	141	<a href="#">25.47</a>	<a href="#">\$529.99*</a>
<a href="#">GeForce GTX 1070 (Mobile)</a>	10465	200	NA	NA
<a href="#">GeForce GTX 1070 Ti</a>	14698	118	<a href="#">25.79</a>	<a href="#">\$569.99*</a>
Videocard Name	Passmark G3D Mark (higher is better)	Rank (lower is better)	Videocard Value (higher is better)	Price (USD)
<a href="#">GeForce GTX 1070 with Max-Q Design</a>	9937	211	NA	NA
<a href="#">GeForce GTX 1080</a>	15540	102	<a href="#">35.10</a>	<a href="#">\$442.79*</a>
<a href="#">GeForce GTX 1080 Ti</a>	18568	72	<a href="#">38.38</a>	<a href="#">\$483.82*</a>
<a href="#">GeForce GTX 1080 with Max-Q Design</a>	11504	184	NA	NA
<a href="#">GeForce GTX 1630</a>	4983	416	<a href="#">26.23</a>	<a href="#">\$189.99*</a>
<a href="#">GeForce GTX 1650</a>	7872	270	<a href="#">52.49</a>	<a href="#">\$149.99</a>
<a href="#">GeForce GTX 1650 (Mobile)</a>	6968	301	NA	NA
<a href="#">GeForce GTX 1650 SUPER</a>	10163	207	<a href="#">45.77</a>	<a href="#">\$222.06*</a>
<a href="#">GeForce GTX 1650 Ti</a>	7536	286	NA	NA
<a href="#">GeForce GTX 1650 Ti with Max-Q Design</a>	6413	324	NA	NA
<a href="#">GeForce GTX 1650 with Max-Q Design</a>	6175	330	NA	NA
<a href="#">GeForce GTX 1660</a>	11675	179	<a href="#">34.35</a>	<a href="#">\$339.90*</a>
<a href="#">GeForce GTX 1660 SUPER</a>	12749	156	<a href="#">55.92</a>	<a href="#">\$227.99</a>
<a href="#">GeForce GTX 1660 Ti</a>	12908	153	<a href="#">41.94</a>	<a href="#">\$307.79</a>
<a href="#">GeForce GTX 1660 Ti (Mobile)</a>	10185	206	NA	NA
<a href="#">GeForce GTX 1660 Ti with Max-Q Design</a>	8611	248	NA	NA
<a href="#">GeForce GTX Titan</a>	8210	258	<a href="#">11.02</a>	<a href="#">\$745.00*</a>
<a href="#">GeForce GTX TITAN Black</a>	8971	237	<a href="#">6.74</a>	<a href="#">\$1,330.96</a>
<a href="#">GeForce GTX TITAN X</a>	12913	152	<a href="#">11.77</a>	<a href="#">\$1,096.99*</a>
<a href="#">GeForce GTX TITAN Z</a>	8941	238	<a href="#">5.90</a>	<a href="#">\$1,515.00*</a>
<a href="#">GeForce MX110</a>	1431	986	NA	NA
<a href="#">GeForce MX130</a>	1834	851	NA	NA
<a href="#">GeForce MX150</a>	2270	722	<a href="#">38.29</a>	<a href="#">\$59.29*</a>
<a href="#">GeForce MX230</a>	1833	852	NA	NA
<a href="#">GeForce MX250</a>	2411	683	NA	NA

Videocard Name	Passmark G3D Mark (higher is better)	Rank (lower is better)	Videocard Value (higher is better)	Price (USD)
<a href="#">Home</a> <b>Video Card</b> ▼				
<a href="#">GeForce MX350</a>	2003	510	NA	NA
<a href="#">GeForce MX450</a>	3735	501	NA	NA
<a href="#">GeForce MX550</a>	4544	444	NA	NA
<a href="#">GeForce MX570</a>	5735	352	NA	NA
<a href="#">GeForce MX570 A</a>	6035	340	NA	NA
<a href="#">GeForce PCX 5300</a>	6	2471	NA	NA
<a href="#">GeForce PCX 5750</a>	34	2348	NA	NA
<a href="#">GeForce PCX 5900</a>	34	2354	NA	NA
<a href="#">GeForce RTX 2050</a>	7678	278	NA	NA
<a href="#">GeForce RTX 2060</a>	14151	126	<a href="#">37.95</a>	<a href="#">\$372.86</a>
<a href="#">GeForce RTX 2060 12GB</a>	15912	98	NA	NA
<a href="#">GeForce RTX 2060 (Mobile)</a>	11354	188	NA	NA
<a href="#">GeForce RTX 2060 SUPER</a>	16525	90	<a href="#">40.31</a>	<a href="#">\$409.99*</a>
<a href="#">GeForce RTX 2060 with Max-Q Design</a>	9756	215	NA	NA
<a href="#">GeForce RTX 2070</a>	16147	94	<a href="#">41.46</a>	<a href="#">\$389.46*</a>
<a href="#">GeForce RTX 2070 (Mobile)</a>	12354	165	NA	NA
<a href="#">GeForce RTX 2070 SUPER</a>	18231	73	<a href="#">33.76</a>	<a href="#">\$539.99*</a>
<a href="#">GeForce RTX 2070 Super with Max-Q Design</a>	13745	133	NA	NA
<a href="#">GeForce RTX 2070 with Max-Q Design</a>	11647	181	NA	NA
<a href="#">GeForce RTX 2080</a>	18797	67	<a href="#">23.48</a>	<a href="#">\$800.61*</a>
<a href="#">GeForce RTX 2080 (Mobile)</a>	15107	111	NA	NA
<a href="#">GeForce RTX 2080 SUPER</a>	19568	57	<a href="#">28.57</a>	<a href="#">\$684.86*</a>
<a href="#">GeForce RTX 2080 Super with Max-Q Design</a>	13827	130	NA	NA
Videocard Name	Passmark G3D Mark (higher is better)	Rank (lower is better)	Videocard Value (higher is better)	Price (USD)
<a href="#">GeForce RTX 2080 Ti</a>	21732	44	<a href="#">16.78</a>	<a href="#">\$1,295.00</a>
<a href="#">GeForce RTX 2080 with Max-Q Design</a>	13009	150	<a href="#">6.19</a>	<a href="#">\$2,099.99*</a>
<a href="#">GeForce RTX 3050 4GB Laptop GPU</a>	6772	309	NA	NA
<a href="#">GeForce RTX 3050 6GB</a>	10648	198	<a href="#">69.61</a>	<a href="#">\$152.97</a>
<a href="#">GeForce RTX 3050 6GB Laptop GPU</a>	10316	205	NA	NA
<a href="#">GeForce RTX 3050 8GB</a>	12800	155	<a href="#">60.97</a>	<a href="#">\$209.97</a>
<a href="#">GeForce RTX 3050 Laptop GPU</a>	9458	225	<a href="#">35.03</a>	<a href="#">\$269.99*</a>
<a href="#">GeForce RTX 3050 OEM</a>	11914	174	<a href="#">54.70</a>	<a href="#">\$217.82*</a>
<a href="#">GeForce RTX 3050 Ti Laptop GPU</a>	10141	209	NA	NA



Videocard Name	Passmark G3D Mark (higher is better)	Rank (lower is better)	Videocard Value (higher is better)	Price (USD)
 <b>Video Card</b> ▼				
<u>GeForce RTX 3060 12GB</u>	10900	83	<u>92.09</u>	<u>\$209.99</u>
<u>GeForce RTX 3060 Laptop GPU</u>	13349	143	<u>43.06</u>	<u>\$309.99*</u>
<u>GeForce RTX 3060 Ti</u>	20490	49	<u>37.26</u>	<u>\$549.99</u>
<u>GeForce RTX 3070</u>	22360	39	<u>45.63</u>	<u>\$489.99</u>
<u>GeForce RTX 3070 Laptop GPU</u>	15439	103	NA	NA
<u>GeForce RTX 3070 Ti</u>	23562	31	<u>33.66</u>	<u>\$699.99</u>
<u>GeForce RTX 3070 Ti Laptop GPU</u>	17954	74	NA	NA
<u>GeForce RTX 3080</u>	25232	25	<u>37.11</u>	<u>\$679.99</u>
<u>GeForce RTX 3080 12GB</u>	26632	24	NA	NA
<u>GeForce RTX 3080 Laptop GPU</u>	16485	92	NA	NA
<u>GeForce RTX 3080 Ti</u>	27113	19	<u>23.05</u>	<u>\$1,176.34</u>
<u>GeForce RTX 3080 Ti Laptop GPU</u>	19682	56	NA	NA
<u>GeForce RTX 3090</u>	26735	23	<u>15.07</u>	<u>\$1,774.50</u>
<u>GeForce RTX 3090 Ti</u>	29684	11	<u>17.89</u>	<u>\$1,659.00*</u>
<u>GeForce RTX 4050 Laptop GPU</u>	14443	120	NA	NA
<u>GeForce RTX 4060</u>	19884	52	<u>69.78</u>	<u>\$284.97</u>
<u>GeForce RTX 4060 Laptop GPU</u>	17662	76	NA	NA
<u>GeForce RTX 4060 Ti</u>	22939	32	<u>60.37</u>	<u>\$379.99</u>
<u>GeForce RTX 4060 Ti 16GB</u>	22861	35	<u>50.80</u>	<u>\$449.99</u>
<u>GeForce RTX 4070</u>	26985	20	<u>52.91</u>	<u>\$509.99</u>
<u>GeForce RTX 4070 Laptop GPU</u>	19567	58	NA	NA
<u>GeForce RTX 4070 SUPER</u>	30196	9	<u>51.18</u>	<u>\$589.99</u>
<u>GeForce RTX 4070 Ti</u>	31833	6	<u>42.45</u>	<u>\$749.99</u>
<u>GeForce RTX 4070 Ti SUPER</u>	31762	7	<u>42.92</u>	<u>\$739.99</u>
<u>GeForce RTX 4080</u>	34633	3	<u>26.64</u>	<u>\$1,299.99*</u>
<u>GeForce RTX 4080 Laptop GPU</u>	25081	26	NA	NA
<u>GeForce RTX 4080 SUPER</u>	34305	5	<u>33.63</u>	<u>\$1,019.99</u>
<u>GeForce RTX 4090</u>	38578	1	<u>14.24</u>	<u>\$2,709.50*</u>
<u>GeForce RTX 4090 D</u>	36196	2	NA	NA
<u>GeForce RTX 4090 Laptop GPU</u>	27711	18	NA	NA
<u>GF117</u>	554	1571	NA	NA
<u>Glenfly Arise-GT-10C0</u>	1007	1147	NA	NA
<u>GRID GTX P40-6</u>	4340	459	NA	NA


Videocard Name	Passmark G3D Mark (higher is better)	Rank (lower is better)	Videocard Value (higher is better)	Price (USD)
 <b>Video Card</b> ▼				
<a href="#">GRID K2</a>	2730	621	<a href="#">2.00</a>	<a href="#">\$1,331.97</a>
<a href="#">GRID K120Q</a>	293	1831	NA	NA
<a href="#">GRID K140Q</a>	727	1368	NA	NA
<a href="#">GRID K160Q</a>	628	1471	NA	NA
<a href="#">GRID K180Q</a>	533	1599	NA	NA
Videocard Name	Passmark G3D Mark (higher is better)	Rank (lower is better)	Videocard Value (higher is better)	Price (USD)
<a href="#">GRID K220Q</a>	912	1209	NA	NA
<a href="#">GRID K240Q</a>	2541	661	NA	NA
<a href="#">GRID K260Q</a>	2949	593	NA	NA
<a href="#">GRID K280Q</a>	2839	605	NA	NA
<a href="#">GRID K520</a>	3516	526	<a href="#">23.44</a>	<a href="#">\$149.99*</a>
<a href="#">GRID M6-0B</a>	911	1210	NA	NA
<a href="#">GRID M6-1Q</a>	2069	767	NA	NA
<a href="#">GRID M6-8Q</a>	3568	519	NA	NA
<a href="#">GRID M10-0B</a>	870	1237	NA	NA
<a href="#">GRID M10-0Q</a>	795	1300	NA	NA
<a href="#">GRID M10-1B</a>	2309	711	NA	NA
<a href="#">GRID M10-1Q</a>	3351	547	NA	NA
<a href="#">GRID M10-2B</a>	2363	695	NA	NA
<a href="#">GRID M10-2Q</a>	2691	630	NA	NA
<a href="#">GRID M10-4Q</a>	2976	591	NA	NA
<a href="#">GRID M10-8Q</a>	1755	869	NA	NA
<a href="#">GRID M60-0B</a>	1838	848	NA	NA
<a href="#">GRID M60-0Q</a>	827	1271	NA	NA
<a href="#">GRID M60-1B</a>	4456	453	NA	NA
<a href="#">GRID M60-1Q</a>	3694	504	NA	NA
<a href="#">GRID M60-2Q</a>	5203	399	NA	NA
<a href="#">GRID M60-4Q</a>	3831	491	NA	NA
<a href="#">GRID M60-8A</a>	5523	370	NA	NA
<a href="#">GRID M60-8Q</a>	3883	487	NA	NA
<a href="#">GRID P4-1B</a>	2151	748	NA	NA
<a href="#">GRID P4-4Q</a>	6843	305	NA	NA
<a href="#">GRID P4-8A</a>	3206	567	NA	NA


Videocard Name	Passmark G3D Mark (higher is better)	Rank (lower is better)	Videocard Value (higher is better)	Price (USD)
<a href="#">Home</a> <b>Video Card</b> ▼				
<a href="#">GRID P0-2Q</a>	3323	404	NA	NA
<a href="#">GRID P6-4Q</a>	4429	455	NA	NA
<a href="#">GRID P40-2B</a>	9842	213	NA	NA
<a href="#">GRID P40-2Q</a>	4843	424	NA	NA
<a href="#">GRID P40-3Q</a>	681	1411	NA	NA
<a href="#">GRID P40-4Q</a>	5364	379	NA	NA
<a href="#">GRID P40-8Q</a>	7432	287	NA	NA
<a href="#">GRID P40-24Q</a>	8719	245	NA	NA
<a href="#">GRID P100-1B</a>	2223	735	NA	NA
<a href="#">GRID P100-8Q</a>	3267	555	NA	NA
<a href="#">GRID P100-16Q</a>	5944	342	NA	NA
<a href="#">GRID RTX6000-1B</a>	8473	251	NA	NA
<a href="#">GRID RTX6000-6Q</a>	21986	42	NA	NA
<a href="#">GRID RTX6000P-6Q</a>	4777	430	NA	NA
<a href="#">GRID T4-1Q</a>	3302	553	NA	NA
<a href="#">GRID T4-2B</a>	2601	648	NA	NA
<a href="#">GRID T4-2Q</a>	3450	536	NA	NA
<a href="#">GRID T4-4Q</a>	3260	557	NA	NA
<a href="#">GRID T4-8Q</a>	5680	357	NA	NA
<a href="#">GRID V100-8Q</a>	16	2425	NA	NA
<a href="#">GRID V100D-8Q</a>	4155	470	NA	NA
Videocard Name	Passmark G3D Mark (higher is better)	Rank (lower is better)	Videocard Value (higher is better)	Price (USD)
<a href="#">GT 430</a>	223	1902	<a href="#">1.56</a>	<a href="#">\$142.88*</a>
<a href="#">Incredible HD</a>	389	1746	NA	NA
<a href="#">Incredible HD 4000</a>	517	1619	NA	NA
<a href="#">Incredible HD 4600</a>	749	1342	NA	NA
<a href="#">Intel 2nd Generation SandyBridge HD</a>	169	1968	NA	NA
<a href="#">Intel 2nd Generation SandyBridge HD 3000</a>	205	1929	NA	NA
<a href="#">Intel 4th Generation Haswell HD</a>	419	1724	NA	NA
<a href="#">Intel 865 Embedded Controller</a>	3	2538	NA	NA
<a href="#">Intel 915G/910G Express</a>	4	2527	NA	NA
<a href="#">Intel 915G/915GV/910GL Embedded Controller Function 0</a>	4	2508	NA	NA
<a href="#">Intel 945G Embedded Chipset Function 0</a>	4	2515	NA	NA



Videocard Name	Passmark G3D Mark (higher is better)	Rank (lower is better)	Videocard Value (higher is better)	Price (USD)
 <b>Video Card</b> ▼				
<a href="#">Intel 845G Express</a>	2	2374	NA	NA
<a href="#">Intel 82845G Controller</a>	2	2584	NA	NA
<a href="#">Intel 82845G/GL Controller</a>	2	2571	NA	NA
<a href="#">Intel 82845G/GL/GE/PE/GV Controller</a>	2	2563	NA	NA
<a href="#">Intel 82852/82855 GM/GME Controller</a>	1	2595	NA	NA
<a href="#">Intel 82865G Controller</a>	4	2507	NA	NA
<a href="#">Intel 82915G Express</a>	5	2481	NA	NA
<a href="#">Intel 82915G/915GV/910GL</a>	3	2537	NA	NA
<a href="#">Intel 82915G/GV/910GL Advanced v3.5</a>	2	2570	NA	NA
<a href="#">Intel 82915G/GV/910GL Express</a>	3	2558	NA	NA
<a href="#">Intel 82945G Express</a>	10	2439	NA	NA
<a href="#">Intel 82945G Express-Chipsatzfamilie</a>	8	2452	NA	NA
<a href="#">Intel - Express Chipset G41</a>	56	2265	NA	NA
<a href="#">Intel - Express Chipset Q45/Q43</a>	57	2260	NA	NA
<a href="#">Intel Arc</a>	5307	385	NA	NA
<a href="#">Intel Arc 130V GPU</a>	4481	449	NA	NA
<a href="#">Intel Arc 140T</a>	5262	389	NA	NA
<a href="#">Intel Arc 140V GPU</a>	5093	408	NA	NA
<a href="#">Intel Arc A310</a>	5502	372	<a href="#">55.03</a>	<a href="#">\$99.99*</a>
<a href="#">Intel Arc A310 LP</a>	4752	433	NA	NA
<a href="#">Intel Arc A370M</a>	5115	407	NA	NA
<a href="#">Intel Arc A380</a>	6210	328	<a href="#">51.76</a>	<a href="#">\$119.99*</a>
<a href="#">Intel Arc A530M</a>	6836	306	NA	NA
<a href="#">Intel Arc A580</a>	11699	178	<a href="#">65.00</a>	<a href="#">\$179.99</a>
<a href="#">Intel Arc A730M</a>	10487	199	NA	NA
<a href="#">Intel Arc A750</a>	12024	173	<a href="#">54.66</a>	<a href="#">\$219.99</a>
<a href="#">Intel Arc A770</a>	13033	149	<a href="#">43.45</a>	<a href="#">\$299.99</a>
<a href="#">Intel Arc A770M</a>	11673	180	NA	NA
<a href="#">Intel Arc Pro</a>	5322	383	NA	NA
<a href="#">Intel Arc Pro A60</a>	9300	231	NA	NA
<a href="#">Intel B43 Express Chipset</a>	138	2023	NA	NA
<a href="#">Intel Coffee Lake UHD</a>	1158	1081	NA	NA
<a href="#">Intel Extreme Controller</a>	1	2586	NA	NA






Videocard Name	Passmark G3D Mark (higher is better)	Rank (lower is better)	Videocard Value (higher is better)	Price (USD)
<div>  <b>Video Card</b>  </div>				
<a href="#">Intel G33 Express</a>	2097	102	NA	NA
<a href="#">Intel G41 Express Chipset</a>	127	2047	NA	NA
<a href="#">Intel G41 Express-Chipsatz</a>	57	2262	NA	NA
Videocard Name	Passmark G3D Mark (higher is better)	Rank (lower is better)	Videocard Value (higher is better)	Price (USD)
<a href="#">Intel G45/G43 Express Chipset</a>	122	2064	NA	NA
<a href="#">Intel G45/G43/G41 Express Chipset</a>	67	2231	NA	NA
<a href="#">Intel G965 Express</a>	222	1903	NA	NA
<a href="#">Intel GMA 3150 Express</a>	2	2578	NA	NA
<a href="#">Intel Graphics</a>	3207	566	NA	NA
<a href="#">Intel Haswell HD - GT1</a>	123	2060	NA	NA
<a href="#">Intel Haswell HD - GT2</a>	139	2019	NA	NA
<a href="#">Intel HD 500</a>	298	1830	NA	NA
<a href="#">Intel HD 505</a>	362	1775	NA	NA
<a href="#">Intel HD 510</a>	622	1479	NA	NA
<a href="#">Intel HD 515</a>	633	1464	NA	NA
<a href="#">Intel HD 520</a>	867	1240	NA	NA
<a href="#">Intel HD 530</a>	997	1152	NA	NA
<a href="#">Intel HD 610</a>	686	1408	NA	NA
<a href="#">Intel HD 615</a>	708	1388	NA	NA
<a href="#">Intel HD 630</a>	1111	1094	NA	NA
<a href="#">Intel HD 2000</a>	213	1917	NA	NA
<a href="#">Intel HD 3000</a>	257	1868	<a href="#">0.27</a>	<a href="#">\$945.00*</a>
<a href="#">Intel HD 4000</a>	346	1785	<a href="#">0.22</a>	<a href="#">\$1,592.95*</a>
<a href="#">Intel HD 4400</a>	522	1615	NA	NA
<a href="#">Intel HD 4600</a>	628	1472	NA	NA
<a href="#">Intel HD 4600 manual-gen9_2015-134121</a>	619	1482	NA	NA
<a href="#">Intel HD 5000</a>	586	1529	<a href="#">0.94</a>	<a href="#">\$625.00*</a>
<a href="#">Intel HD 5200</a>	830	1267	NA	NA
<a href="#">Intel HD 5300</a>	400	1738	NA	NA
<a href="#">Intel HD 5500</a>	590	1520	NA	NA
<a href="#">Intel HD 5600</a>	2263	727	NA	NA
<a href="#">Intel HD 6000</a>	873	1236	NA	NA
<a href="#">Intel HD Family</a>	461	1682	NA	NA


Videocard Name	Passmark G3D Mark (higher is better)	Rank (lower is better)	Videocard Value (higher is better)	Price (USD)
 <b>Video Card</b> ▼				
<a href="#">Intel HD manual-13,40-1001</a>	92	2240	NA	NA
<a href="#">Intel HD manual-gen9_2015-133271</a>	165	1972	NA	NA
<a href="#">Intel HD Modded</a>	112	2103	NA	NA
<a href="#">Intel HD P530</a>	1160	1080	NA	NA
<a href="#">Intel HD P630</a>	1203	1061	NA	NA
<a href="#">Intel HD P3000</a>	284	1842	NA	NA
<a href="#">Intel HD P4000</a>	516	1620	NA	NA
<a href="#">Intel HD P4600</a>	604	1504	NA	NA
<a href="#">Intel HD P4600/P4700</a>	635	1459	NA	NA
<a href="#">Intel Infoshock HD</a>	193	1939	NA	NA
<a href="#">Intel Iris 540</a>	1257	1037	NA	NA
<a href="#">Intel Iris 550</a>	1427	989	NA	NA
<a href="#">Intel Iris 650</a>	1432	985	NA	NA
<a href="#">Intel Iris 5100</a>	746	1347	NA	NA
<a href="#">Intel Iris 6100</a>	899	1221	NA	NA
<a href="#">Intel Iris Plus</a>	1814	856	NA	NA
<a href="#">Intel Iris Plus 640</a>	1352	1009	NA	NA
<a href="#">Intel Iris Plus 645</a>	1715	881	NA	NA
<a href="#">Intel Iris Plus 650</a>	1601	925	NA	NA
Videocard Name	Passmark G3D Mark (higher is better)	Rank (lower is better)	Videocard Value (higher is better)	Price (USD)
<a href="#">Intel Iris Plus 655</a>	1733	875	NA	NA
<a href="#">Intel Iris Pro 580</a>	1987	793	NA	NA
<a href="#">Intel Iris Pro 5200</a>	1181	1067	NA	NA
<a href="#">Intel Iris Pro 6100</a>	925	1201	NA	NA
<a href="#">Intel Iris Pro Graphics 6200</a>	1471	977	NA	NA
<a href="#">Intel Iris Pro P580</a>	2231	732	NA	NA
<a href="#">Intel Iris Pro P6300</a>	1592	929	NA	NA
<a href="#">Intel Iris Xe</a>	2684	632	NA	NA
<a href="#">Intel Iris Xe MAX</a>	1971	798	NA	NA
<a href="#">Intel Iris Xe MAX 100</a>	1927	815	NA	NA
<a href="#">Intel Media Accelerator</a>	32	2363	NA	NA
<a href="#">Intel Media Accelerator 500</a>	3	2545	NA	NA
<a href="#">Intel Media Accelerator 600</a>	6	2462	NA	NA

Videocard Name	Passmark G3D Mark (higher is better)	Rank (lower is better)	Videocard Value (higher is better)	Price (USD)
 <b>Video Card</b> ▼				
<a href="#">Intel Media Accelerator HD</a>	100	2113	NA	NA
<a href="#">Intel Poison Ivy</a>	738	1356	NA	NA
<a href="#">Intel Q33 Express</a>	7	2455	NA	NA
<a href="#">Intel Q35 Embedded</a>	8	2448	NA	NA
<a href="#">Intel Q35 Express</a>	75	2204	NA	NA
<a href="#">Intel Q45/Q43 Express Chipset</a>	200	1933	NA	NA
<a href="#">Intel Q45/Q43 Express-Chipsatz</a>	57	2263	NA	NA
<a href="#">Intel Q965/Q963 Express</a>	153	1988	NA	NA
<a href="#">Intel Skylake HD DT GT2</a>	576	1539	NA	NA
<a href="#">Intel UHD 630</a>	614	1489	NA	NA
<a href="#">Intel UHD Graphics</a>	1489	971	NA	NA
<a href="#">Intel UHD Graphics 600</a>	320	1813	NA	NA
<a href="#">Intel UHD Graphics 605</a>	370	1766	NA	NA
<a href="#">Intel UHD Graphics 610</a>	711	1384	NA	NA
<a href="#">Intel UHD Graphics 615</a>	733	1363	NA	NA
<a href="#">Intel UHD Graphics 617</a>	874	1235	NA	NA
<a href="#">Intel UHD Graphics 620</a>	1044	1127	NA	NA
<a href="#">Intel UHD Graphics 630</a>	1242	1040	NA	NA
<a href="#">Intel UHD Graphics 710</a>	1077	1114	NA	NA
<a href="#">Intel UHD Graphics 730</a>	1586	932	NA	NA
<a href="#">Intel UHD Graphics 750</a>	1735	874	NA	NA
<a href="#">Intel UHD Graphics 770</a>	1896	827	NA	NA
<a href="#">Intel UHD Graphics P630</a>	2165	747	NA	NA
<a href="#">Intel UHD Graphics P750</a>	1670	894	NA	NA
<a href="#">Intel US15 Embedded Media and Controller</a>	7	2459	NA	NA
<a href="#">ION</a>	84	2177	<a href="#">0.37</a>	<a href="#">\$229.99*</a>
<a href="#">ION LE</a>	97	2143	NA	NA
<a href="#">L40-6Q</a>	4718	435	NA	NA
<a href="#">L40S</a>	18881	66	NA	NA
<a href="#">M860G with Mobility Radeon 4100</a>	75	2203	NA	NA
<a href="#">M880G with Mobility Radeon HD 4200</a>	92	2157	NA	NA
<a href="#">M880G with Mobility Radeon HD 4225</a>	71	2215	NA	NA
<a href="#">M880G with Mobility Radeon HD 4250</a>	104	2124	NA	NA

Videocard Name	Passmark G3D Mark (higher is better)	Rank (lower is better)	Videocard Value (higher is better)	Price (USD)
<div>  <b>Video Card</b>  </div>				
<a href="#">Matrox C420 LP PCIe x16</a>	397	1311	NA	NA
Videocard Name	Passmark G3D Mark (higher is better)	Rank (lower is better)	Videocard Value (higher is better)	Price (USD)
<a href="#">Matrox C680 PCIe x16</a>	1903	823	NA	NA
<a href="#">Matrox C900 PCIe x16</a>	1812	857	NA	NA
<a href="#">Matrox G200e WDDM 1.2</a>	59	2253	NA	NA
<a href="#">Matrox G200e WDDM 2.0</a>	100	2136	NA	NA
<a href="#">Matrox G200eh</a>	40	2320	NA	NA
<a href="#">Matrox G200eh WDDM 1.2</a>	51	2273	NA	NA
<a href="#">Matrox G200eh WDDM 2.0</a>	46	2296	NA	NA
<a href="#">Matrox G200eR</a>	36	2340	NA	NA
<a href="#">Matrox G200eR WDDM 1.2</a>	45	2300	NA	NA
<a href="#">Matrox G200eR WDDM 2.0</a>	67	2232	NA	NA
<a href="#">Matrox G200eW</a>	39	2325	NA	NA
<a href="#">Matrox G200eW3 WDDM 2.0</a>	89	2167	NA	NA
<a href="#">Matrox G200eW WDDM 1.2</a>	50	2283	NA	NA
<a href="#">Matrox LUMA A310</a>	3690	506	NA	NA
<a href="#">Matrox LUMA A310F</a>	3873	489	NA	NA
<a href="#">Matrox LUMA A380P</a>	5805	349	NA	NA
<a href="#">Matrox M9120 PCIe x16</a>	19	2412	NA	NA
<a href="#">Matrox M9120 Plus LP PCIe x16</a>	25	2390	NA	NA
<a href="#">Matrox M9125 PCIe x16</a>	25	2392	NA	NA
<a href="#">Matrox M9128 LP PCIe x16</a>	31	2368	NA	NA
<a href="#">Matrox M9138 LP PCIe x16</a>	42	2311	NA	NA
<a href="#">Matrox M9140 LP PCIe x16</a>	23	2403	NA	NA
<a href="#">Matrox M9148 LP PCIe x16</a>	40	2322	NA	NA
<a href="#">Matrox Millennium P650 PCIe 128</a>	5	2490	NA	NA
<a href="#">Matrox Millennium P690 PCIe x16</a>	366	1769	NA	NA
<a href="#">Matrox Millennium P690 Plus LP PCIe x16</a>	6	2464	NA	NA
<a href="#">Matrox Parhelia 128MB</a>	3	2547	<a href="#">0.01</a>	<a href="#">\$393.99*</a>
<a href="#">Matrox Parhelia 256MB</a>	9	2442	NA	NA
<a href="#">Matrox Parhelia APVe</a>	5	2483	NA	NA
<a href="#">MEDION RADEON 9800 XXL</a>	71	2214	NA	NA
<a href="#">MEDION RADEON X740XL</a>	94	2150	NA	NA



Videocard Name	Passmark G3D Mark (higher is better)	Rank (lower is better)	Videocard Value (higher is better)	Price (USD)
<div>  <b>Video Card</b>  </div>				
<u>MIRRORV3</u>	1000	1111	NA	NA
<u>Mobile Intel965 Express</u>	17	2422	NA	NA
<u>Mobile Intel 4 Express-Chipsatzfamilie</u>	44	2306	NA	NA
<u>Mobile Intel 45 Express</u>	41	2315	NA	NA
<u>Mobile Intel 45 Express-Chipsatzfamilie</u>	117	2080	NA	NA
<u>Mobile Intel 915GM/GMS/910GML Express</u>	1	2589	NA	NA
<u>Mobile Intel 945 Express</u>	1	2590	NA	NA
<u>Mobile Intel 945GM Express</u>	5	2478	NA	NA
<u>Mobile Intel 945GM/GU Express</u>	5	2491	NA	NA
<u>Mobile Intel 965 Express</u>	47	2294	NA	NA
<u>Mobile Intel 965 Express - BR-0907-0461 v1839</u>	8	2450	NA	NA
<u>Mobile Intel 965 Express-Chipsatzfamilie</u>	24	2400	NA	NA
<u>Mobile Intel - famiglia Express Chipset 45</u>	38	2330	NA	NA
<u>Mobile Intel HD</u>	235	1891	<a href="#">0.49</a>	<a href="#">\$479.98*</a>
<u>Mobile Intel serie 4 Express</u>	44	2305	NA	NA
<u>MOBILITY FIREGL 7800</u>	4	2504	NA	NA
<u>MOBILITY FIREGL T2</u>	40	2319	NA	NA
Videocard Name	Passmark G3D Mark (higher is better)	Rank (lower is better)	Videocard Value (higher is better)	Price (USD)
<u>MOBILITY FIREGL T2/T2e</u>	33	2357	NA	NA
<u>MOBILITY FireGL V3200</u>	62	2248	NA	NA
<u>MOBILITY FireGL V5000</u>	81	2187	NA	NA
<u>MOBILITY FireGL V5200</u>	44	2302	NA	NA
<u>MOBILITY FireGL V5250</u>	27	2381	NA	NA
<u>Mobility FireGL V5725</u>	219	1910	NA	NA
<u>MOBILITY IGP 9000/9100</u>	10	2441	NA	NA
<u>Mobility Radeon 4100</u>	81	2192	NA	NA
<u>MOBILITY RADEON 7000 IGP</u>	6	2470	NA	NA
<u>MOBILITY RADEON 7500</u>	3	2541	NA	NA
<u>MOBILITY RADEON 9000</u>	3	2551	NA	NA
<u>MOBILITY RADEON 9000 IGP</u>	7	2453	NA	NA
<u>MOBILITY RADEON 9000/9100 IGP</u>	5	2482	NA	NA
<u>MOBILITY RADEON 9100 IGP</u>	2	2561	NA	NA
<u>MOBILITY RADEON 9200</u>	3	2560	NA	NA

Videocard Name	Passmark G3D Mark (higher is better)	Rank (lower is better)	Videocard Value (higher is better)	Price (USD)
 <b>Video Card</b> ▼				
<u>MOBILITY RADEON 9600</u>	30	2344	NA	NA
<u>MOBILITY RADEON 9600 PRO TURBO</u>	24	2396	NA	NA
<u>MOBILITY RADEON 9600/9700</u>	39	2328	NA	NA
<u>MOBILITY RADEON 9700</u>	27	2380	NA	NA
<u>MOBILITY RADEON 9800</u>	46	2297	NA	NA
<u>Mobility Radeon HD 530v</u>	174	1959	NA	NA
<u>Mobility Radeon HD 540v</u>	188	1946	NA	NA
<u>Mobility Radeon HD 545v</u>	199	1934	NA	NA
<u>Mobility Radeon HD 550v</u>	266	1858	NA	NA
<u>Mobility Radeon HD 560v</u>	318	1816	NA	NA
<u>Mobility Radeon HD 565v</u>	353	1780	NA	NA
<u>Mobility Radeon HD 2300</u>	50	2280	NA	NA
<u>Mobility Radeon HD 2400</u>	89	2166	NA	NA
<u>Mobility Radeon HD 2400 XT</u>	102	2131	NA	NA
<u>Mobility Radeon HD 2600</u>	167	1969	NA	NA
<u>Mobility Radeon HD 2600 XT</u>	191	1942	NA	NA
<u>Mobility Radeon HD 3400 Serisi</u>	111	2106	NA	NA
<u>Mobility Radeon HD 3410</u>	62	2245	NA	NA
<u>Mobility Radeon HD 3430</u>	98	2142	NA	NA
<u>Mobility Radeon HD 3450</u>	91	2164	NA	NA
<u>Mobility Radeon HD 3470</u>	93	2154	NA	NA
<u>Mobility Radeon HD 3470 Hybrid X2</u>	93	2151	NA	NA
<u>Mobility Radeon HD 3650</u>	139	2017	<a href="#">1.90</a>	<a href="#">\$73.53*</a>
<u>Mobility Radeon HD 3670</u>	232	1893	NA	NA
<u>Mobility Radeon HD 3850</u>	365	1771	NA	NA
<u>Mobility Radeon HD 3870</u>	547	1579	NA	NA
<u>Mobility Radeon HD 3870 X2</u>	477	1658	NA	NA
<u>Mobility Radeon HD 4200</u>	90	2165	NA	NA
<u>Mobility Radeon HD 4225</u>	66	2239	NA	NA
<u>Mobility Radeon HD 4250</u>	98	2140	NA	NA
<u>Mobility Radeon HD 4270</u>	92	2156	NA	NA
<u>Mobility Radeon HD 4300 Serisi</u>	73	2210	NA	NA
<u>Mobility Radeon HD 4330</u>	135	2031	NA	NA

Videocard Name	Passmark G3D Mark (higher is better)	Rank (lower is better)	Videocard Value (higher is better)	Price (USD)
 <b>Video Card</b> ▼				
<u>Mobility Radeon HD 4350</u>	170	1939	NA	NA
<u>Mobility Radeon HD 4550</u>	191	1944	NA	NA
<u>Mobility Radeon HD 4570</u>	142	2009	<a href="#">1.88</a>	<a href="#">\$75.90*</a>
<u>Mobility Radeon HD 4650</u>	401	1737	NA	NA
<u>Mobility Radeon HD 4670</u>	463	1680	NA	NA
<u>Mobility Radeon HD 4830</u>	511	1623	NA	NA
<u>Mobility Radeon HD 4850</u>	866	1241	NA	NA
<u>Mobility Radeon HD 4870</u>	719	1375	NA	NA
<u>Mobility Radeon HD 5000</u>	773	1321	NA	NA
<u>Mobility Radeon HD 5000 Serisi</u>	478	1654	NA	NA
<u>Mobility Radeon HD 5165</u>	284	1843	NA	NA
<u>Mobility Radeon HD 5430</u>	181	1950	NA	NA
<u>Mobility Radeon HD 5450</u>	214	1915	NA	NA
<u>Mobility Radeon HD 5470</u>	236	1889	NA	NA
<u>Mobility Radeon HD 5570</u>	527	1606	NA	NA
<u>Mobility Radeon HD 5650</u>	449	1701	NA	NA
<u>Mobility Radeon HD 5730</u>	506	1630	NA	NA
<u>Mobility Radeon HD 5850</u>	763	1332	NA	NA
<u>Mobility Radeon HD 5870</u>	1084	1109	NA	NA
<u>Mobility Radeon HD serie 4200</u>	96	2147	NA	NA
<u>MOBILITY RADEON X300</u>	33	2356	NA	NA
<u>MOBILITY RADEON X600</u>	50	2282	NA	NA
<u>MOBILITY RADEON X600 SE</u>	49	2285	NA	NA
<u>MOBILITY RADEON X700</u>	66	2236	NA	NA
<u>MOBILITY RADEON X700 XL</u>	59	2250	NA	NA
<u>Mobility Radeon X1300</u>	39	2326	NA	NA
<u>Mobility Radeon X1350</u>	39	2324	NA	NA
<u>Mobility Radeon X1400</u>	42	2308	NA	NA
<u>Mobility Radeon X1450</u>	33	2360	NA	NA
<u>Mobility Radeon X1600</u>	92	2159	NA	NA
<u>Mobility Radeon X1700</u>	104	2121	NA	NA
<u>MOBILITY RADEON X1800</u>	130	2042	NA	NA
<u>Mobility Radeon X1900</u>	134	2032	NA	NA


Videocard Name	Passmark G3D Mark (higher is better)	Rank (lower is better)	Videocard Value (higher is better)	Price (USD)
 <b>Video Card</b> ▼				
<u>MOBILITY RADEON A2300 PL</u>	40	2200	NA	NA
<u>Mobility Radeon X2500</u>	81	2186	NA	NA
<u>MOBILITY RADEON XPRESS 200</u>	27	2384	NA	NA
<u>Mobility Radeon HD 5470</u>	215	1914	NA	NA
<u>MOBILITY/RADEON 9000</u>	4	2524	NA	NA
<u>MONSTER GeForce GTX 675M</u>	2637	639	NA	NA
<u>MxGPU</u>	1282	1029	NA	NA
<u>N16P-GX</u>	1204	1058	NA	NA
<u>N18E-Q1</u>	2525	665	NA	NA
<u>nForce 750a SLI</u>	83	2181	NA	NA
<u>nForce 760i SLI</u>	140	2015	NA	NA
<u>nForce 780a SLI</u>	92	2160	NA	NA
<u>nForce 980a/780a SLI</u>	81	2189	NA	NA
<u>NV44</u>	15	2426	NA	NA
<u>NVIDIA A10</u>	22064	41	NA	NA
Videocard Name	Passmark G3D Mark (higher is better)	Rank (lower is better)	Videocard Value (higher is better)	Price (USD)
<u>NVIDIA A10-4Q</u>	3424	539	NA	NA
<u>NVIDIA A10G</u>	18773	68	NA	NA
<u>NVIDIA A40</u>	14664	119	NA	NA
<u>NVIDIA A40-8Q</u>	4220	467	NA	NA
<u>NVIDIA A40-12Q</u>	3370	543	NA	NA
<u>NVIDIA GeForce3 Ti200</u>	5	2480	NA	NA
<u>NVIDIA TITAN X</u>	13659	137	<a href="#">22.46</a>	<a href="#">\$608.10*</a>
<u>NVIDIA TITAN Xp</u>	18706	70	<a href="#">11.37</a>	<a href="#">\$1,645.00*</a>
<u>NVS 300</u>	121	2065	<a href="#">1.93</a>	<a href="#">\$62.97*</a>
<u>NVS 310</u>	251	1875	<a href="#">4.05</a>	<a href="#">\$62.06*</a>
<u>NVS 315</u>	300	1828	<a href="#">4.29</a>	<a href="#">\$69.99*</a>
<u>NVS 510</u>	692	1402	<a href="#">6.18</a>	<a href="#">\$111.99*</a>
<u>NVS 810</u>	1180	1069	<a href="#">1.89</a>	<a href="#">\$624.99*</a>
<u>NVS 2100M</u>	139	2016	NA	NA
<u>NVS 3100M</u>	116	2084	NA	NA
<u>NVS 4200M</u>	284	1841	<a href="#">0.71</a>	<a href="#">\$399.00*</a>
<u>NVS 5100M</u>	188	1947	NA	NA



Videocard Name	Passmark G3D Mark (higher is better)	Rank (lower is better)	Videocard Value (higher is better)	Price (USD)
<div>  <b>Video Card</b>  </div>				
<a href="#">NVS 3400M</a>	923	1411	NA	NA
<a href="#">OPAL XT/GL</a>	1053	1123	NA	NA
<a href="#">P102-100</a>	2945	594	NA	NA
<a href="#">P104-100</a>	3707	502	<a href="#">12.36</a>	<a href="#">\$299.99*</a>
<a href="#">P106-090</a>	2342	702	NA	NA
<a href="#">P106-100</a>	6466	320	NA	NA
<a href="#">Parsec Virtual Display Adapter</a>	5319	384	NA	NA
<a href="#">PCI\VEN_1002&amp;DEV_164E&amp;SUBSYS_D0001458&amp;REV_C3 Ryzen</a>	1653	899	NA	NA
<a href="#">PCI\VEN_1002&amp;DEV_164E&amp;SUBSYS_D0001458&amp;REV_C7 Ryzen</a>	1642	904	NA	NA
<a href="#">PHDGD Ivy 4</a>	374	1764	NA	NA
<a href="#">PHDGD Ivy 5</a>	445	1704	NA	NA
<a href="#">PHDGD Quantic C3</a>	116	2081	NA	NA
<a href="#">PHDGD Sapphire GR for Mobile Intel 965</a>	25	2389	NA	NA
<a href="#">PHDGD Solo 1.2.0 x86</a>	11	2438	NA	NA
<a href="#">PHDGD Solo 2 x64</a>	20	2411	NA	NA
<a href="#">Q12U-1</a>	5164	402	NA	NA
<a href="#">Quadro2 MXR/EX</a>	4	2514	NA	NA
<a href="#">Quadro2 Pro</a>	1	2597	NA	NA
<a href="#">Quadro4 380 XGL</a>	6	2465	NA	NA
<a href="#">Quadro4 900 XGL</a>	4	2497	NA	NA
<a href="#">Quadro4 980 XGL</a>	5	2495	<a href="#">0.01</a>	<a href="#">\$341.43*</a>
<a href="#">Quadro 280 NVS PCIe</a>	5	2479	NA	NA
<a href="#">Quadro 400</a>	148	1995	<a href="#">0.70</a>	<a href="#">\$211.00*</a>
<a href="#">Quadro 410</a>	437	1708	<a href="#">3.39</a>	<a href="#">\$129.00*</a>
<a href="#">Quadro 500M</a>	570	1547	<a href="#">2.07</a>	<a href="#">\$275.14*</a>
<a href="#">Quadro 600</a>	531	1604	<a href="#">6.99</a>	<a href="#">\$76.00*</a>
<a href="#">Quadro 1000M</a>	566	1554	<a href="#">10.40</a>	<a href="#">\$54.50*</a>
<a href="#">Quadro 1100M</a>	755	1338	NA	NA
<a href="#">Quadro 2000</a>	946	1183	<a href="#">4.44</a>	<a href="#">\$213.23*</a>
<a href="#">Quadro 2000 D</a>	1239	1041	NA	NA
<a href="#">Quadro 2000D</a>	976	1166	<a href="#">1.72</a>	<a href="#">\$566.48</a>
Videocard Name	Passmark G3D Mark (higher is better)	Rank (lower is better)	Videocard Value (higher is better)	Price (USD)


Videocard Name	Passmark G3D Mark (higher is better)	Rank (lower is better)	Videocard Value (higher is better)	Price (USD)
 <b>Video Card</b> ▼				
<a href="#">Quadro 2100M</a>	1100	1101	NA	NA
<a href="#">Quadro 3000M</a>	995	1154	<a href="#">14.22</a>	<a href="#">\$69.99*</a>
<a href="#">Quadro 4000</a>	1477	976	<a href="#">2.11</a>	<a href="#">\$699.00*</a>
<a href="#">Quadro 4000M</a>	1302	1024	<a href="#">5.61</a>	<a href="#">\$232.06*</a>
<a href="#">Quadro 5000</a>	1934	811	<a href="#">0.89</a>	<a href="#">\$2,165.80</a>
<a href="#">Quadro 5000M</a>	2059	772	NA	NA
<a href="#">Quadro 5010M</a>	1771	867	<a href="#">7.51</a>	<a href="#">\$235.95*</a>
<a href="#">Quadro 6000</a>	2685	631	<a href="#">0.66</a>	<a href="#">\$4,092.38*</a>
<a href="#">Quadro 7000</a>	3505	528	NA	NA
<a href="#">Quadro CX</a>	947	1182	<a href="#">6.32</a>	<a href="#">\$149.95*</a>
<a href="#">Quadro FX 350</a>	85	2171	NA	NA
<a href="#">Quadro FX 350M</a>	44	2304	NA	NA
<a href="#">Quadro FX 360M</a>	86	2169	NA	NA
<a href="#">Quadro FX 370</a>	83	2180	<a href="#">0.67</a>	<a href="#">\$125.00*</a>
<a href="#">Quadro FX 370 Low Profile</a>	102	2128	NA	NA
<a href="#">Quadro FX 370 LP</a>	108	2114	NA	NA
<a href="#">Quadro FX 370M</a>	93	2155	NA	NA
<a href="#">Quadro FX 380</a>	157	1981	<a href="#">2.17</a>	<a href="#">\$72.50*</a>
<a href="#">Quadro FX 380 LP</a>	122	2061	NA	NA
<a href="#">Quadro FX 380M</a>	120	2069	NA	NA
<a href="#">Quadro FX 500/600 PCI</a>	14	2428	NA	NA
<a href="#">Quadro FX 500/FX 600</a>	7	2457	NA	NA
<a href="#">Quadro FX 540</a>	80	2194	<a href="#">1.35</a>	<a href="#">\$59.99*</a>
<a href="#">Quadro FX 550</a>	63	2243	<a href="#">0.22</a>	<a href="#">\$287.82*</a>
<a href="#">Quadro FX 560</a>	113	2096	<a href="#">0.76</a>	<a href="#">\$150.25*</a>
<a href="#">Quadro FX 570</a>	220	1908	<a href="#">1.92</a>	<a href="#">\$115.00*</a>
<a href="#">Quadro FX 570M</a>	104	2125	NA	NA
<a href="#">Quadro FX 580</a>	161	1978	<a href="#">1.24</a>	<a href="#">\$130.00*</a>
<a href="#">Quadro FX 770M</a>	220	1906	<a href="#">0.42</a>	<a href="#">\$527.00*</a>
<a href="#">Quadro FX 880M</a>	223	1901	NA	NA
<a href="#">Quadro FX 1000</a>	34	2352	NA	NA
<a href="#">Quadro FX 1100</a>	35	2345	<a href="#">0.17</a>	<a href="#">\$212.99*</a>
<a href="#">Quadro FX 1300</a>	34	2351	NA	NA

Videocard Name	Passmark G3D Mark (higher is better)	Rank (lower is better)	Videocard Value (higher is better)	Price (USD)
<a href="#">Home</a> <b>Video Card</b> ▼				
<a href="#">Quadro FX 1300</a>	109	1900	<a href="#">0.33</a>	<a href="#">\$409.99</a>
<a href="#">Quadro FX 1500M</a>	171	1962	NA	NA
<a href="#">Quadro FX 1600M</a>	131	2040	<a href="#">0.87</a>	<a href="#">\$149.90*</a>
<a href="#">Quadro FX 1700</a>	181	1949	<a href="#">0.52</a>	<a href="#">\$350.14*</a>
<a href="#">Quadro FX 1700M</a>	172	1961	NA	NA
<a href="#">Quadro FX 1800</a>	397	1740	<a href="#">2.95</a>	<a href="#">\$135.00*</a>
<a href="#">Quadro FX 1800M</a>	466	1674	NA	NA
<a href="#">Quadro FX 2000</a>	18	2419	NA	NA
<a href="#">Quadro FX 2500M</a>	217	1911	<a href="#">12.45</a>	<a href="#">\$17.50*</a>
<a href="#">Quadro FX 2700</a>	543	1588	NA	NA
<a href="#">Quadro FX 2700M</a>	366	1768	<a href="#">3.67</a>	<a href="#">\$99.95*</a>
<a href="#">Quadro FX 2800M</a>	417	1725	<a href="#">2.20</a>	<a href="#">\$190.00*</a>
<a href="#">Quadro FX 3000</a>	69	2227	<a href="#">0.41</a>	<a href="#">\$166.61*</a>
<a href="#">Quadro FX 3400/4400</a>	104	2123	NA	NA
Videocard Name	Passmark G3D Mark (higher is better)	Rank (lower is better)	Videocard Value (higher is better)	Price (USD)
<a href="#">Quadro FX 3450</a>	148	1994	<a href="#">1.24</a>	<a href="#">\$119.99*</a>
<a href="#">Quadro FX 3450/4000 SDI</a>	179	1954	NA	NA
<a href="#">Quadro FX 3500</a>	259	1865	<a href="#">3.77</a>	<a href="#">\$68.98*</a>
<a href="#">Quadro FX 3500M</a>	306	1824	<a href="#">3.06</a>	<a href="#">\$99.99*</a>
<a href="#">Quadro FX 3600M</a>	466	1673	NA	NA
<a href="#">Quadro FX 3700</a>	377	1756	<a href="#">1.77</a>	<a href="#">\$213.27*</a>
<a href="#">Quadro FX 3700M</a>	456	1693	<a href="#">0.49</a>	<a href="#">\$925.00*</a>
<a href="#">Quadro FX 3800</a>	824	1273	<a href="#">3.18</a>	<a href="#">\$259.13*</a>
<a href="#">Quadro FX 3800M</a>	580	1534	NA	NA
<a href="#">Quadro FX 4000</a>	101	2135	NA	NA
<a href="#">Quadro FX 4500</a>	227	1897	<a href="#">1.34</a>	<a href="#">\$169.00*</a>
<a href="#">Quadro FX 4500 X2</a>	236	1890	NA	NA
<a href="#">Quadro FX 4600</a>	425	1716	<a href="#">1.28</a>	<a href="#">\$333.25*</a>
<a href="#">Quadro FX 4700 X2</a>	676	1419	NA	NA
<a href="#">Quadro FX 4800</a>	978	1164	<a href="#">0.59</a>	<a href="#">\$1,657.30</a>
<a href="#">Quadro FX 5500</a>	242	1884	<a href="#">0.12</a>	<a href="#">\$1,999.00*</a>
<a href="#">Quadro FX 5600</a>	525	1609	<a href="#">1.78</a>	<a href="#">\$295.00*</a>
<a href="#">Quadro FX 5800</a>	1221	1051	<a href="#">4.46</a>	<a href="#">\$274.00*</a>

Videocard Name	Passmark G3D Mark (higher is better)	Rank (lower is better)	Videocard Value (higher is better)	Price (USD)
<div>  <b>Video Card</b>  </div>				
<u>Quadro GP100</u>	10374	33	NA	NA
<u>Quadro GV100</u>	19824	54	<a href="#">2.20</a>	<a href="#">\$8,999.00*</a>
<u>Quadro K420</u>	742	1353	<a href="#">2.76</a>	<a href="#">\$269.00*</a>
<u>Quadro K510M</u>	641	1452	NA	NA
<u>Quadro K600</u>	732	1364	<a href="#">12.17</a>	<a href="#">\$60.24*</a>
<u>Quadro K610M</u>	718	1381	<a href="#">2.99</a>	<a href="#">\$240.00*</a>
<u>Quadro K620</u>	2230	733	<a href="#">1.10</a>	<a href="#">\$2,029.99*</a>
<u>Quadro K620M</u>	1165	1075	NA	NA
<u>Quadro K1000M</u>	778	1310	<a href="#">11.12</a>	<a href="#">\$69.95*</a>
<u>Quadro K1100M</u>	1090	1107	<a href="#">3.38</a>	<a href="#">\$322.99*</a>
<u>Quadro K1200</u>	2939	595	<a href="#">10.30</a>	<a href="#">\$285.29*</a>
<u>Quadro K2000</u>	1580	935	<a href="#">5.38</a>	<a href="#">\$294.00*</a>
<u>Quadro K2000D</u>	1586	931	<a href="#">4.67</a>	<a href="#">\$339.99*</a>
<u>Quadro K2000M</u>	1010	1143	<a href="#">7.02</a>	<a href="#">\$144.04*</a>
<u>Quadro K2100M</u>	1357	1008	<a href="#">3.26</a>	<a href="#">\$415.99*</a>
<u>Quadro K2200</u>	3553	522	<a href="#">13.24</a>	<a href="#">\$268.30*</a>
<u>Quadro K2200M</u>	3468	532	<a href="#">27.76</a>	<a href="#">\$124.95*</a>
<u>Quadro K3000M</u>	1640	905	<a href="#">4.03</a>	<a href="#">\$407.56*</a>
<u>Quadro K3100M</u>	2264	726	<a href="#">5.66</a>	<a href="#">\$399.95*</a>
<u>Quadro K4000</u>	2717	626	<a href="#">10.07</a>	<a href="#">\$270.00*</a>
<u>Quadro K4000M</u>	1914	819	<a href="#">7.54</a>	<a href="#">\$254.00*</a>
<u>Quadro K4100M</u>	2762	618	<a href="#">10.57</a>	<a href="#">\$261.29*</a>
<u>Quadro K4200</u>	4326	460	<a href="#">17.38</a>	<a href="#">\$249.00*</a>
<u>Quadro K5000</u>	3992	481	<a href="#">16.03</a>	<a href="#">\$249.00*</a>
<u>Quadro K5000M</u>	2778	615	<a href="#">5.46</a>	<a href="#">\$508.91*</a>
<u>Quadro K5100M</u>	3162	573	<a href="#">2.85</a>	<a href="#">\$1,108.84*</a>
<u>Quadro K5200</u>	6103	337	<a href="#">14.71</a>	<a href="#">\$415.00*</a>
<u>Quadro K6000</u>	8059	264	<a href="#">38.26</a>	<a href="#">\$210.66*</a>
<u>Quadro M500M</u>	1163	1078	NA	NA
<u>Quadro M520</u>	1872	833	NA	NA
Videocard Name	Passmark G3D Mark (higher is better)	Rank (lower is better)	Videocard Value (higher is better)	Price (USD)
<u>Quadro M600M</u>	2150	749	<a href="#">8.54</a>	<a href="#">\$251.99*</a>
<u>Quadro M620</u>	2786	614	NA	NA


Videocard Name	Passmark G3D Mark (higher is better)	Rank (lower is better)	Videocard Value (higher is better)	Price (USD)
<a href="#">Home</a> <b>Video Card</b> ▼				
<a href="#">Quadro M1200</a>	3233	304	NA	NA
<a href="#">Quadro M2000</a>	3985	482	<a href="#">15.08</a>	<a href="#">\$264.24*</a>
<a href="#">Quadro M2000M</a>	3461	534	<a href="#">16.24</a>	<a href="#">\$213.16*</a>
<a href="#">Quadro M2200</a>	4253	464	<a href="#">17.02</a>	<a href="#">\$249.99*</a>
<a href="#">Quadro M3000M</a>	5608	359	<a href="#">35.07</a>	<a href="#">\$159.95*</a>
<a href="#">Quadro M4000</a>	6672	316	<a href="#">18.43</a>	<a href="#">\$362.00*</a>
<a href="#">Quadro M4000M</a>	6148	333	<a href="#">24.12</a>	<a href="#">\$254.91*</a>
<a href="#">Quadro M5000</a>	9369	229	<a href="#">18.78</a>	<a href="#">\$499.00*</a>
<a href="#">Quadro M5000M</a>	6992	300	<a href="#">12.78</a>	<a href="#">\$546.92*</a>
<a href="#">Quadro M5500</a>	7915	268	NA	NA
<a href="#">Quadro M6000</a>	11757	177	<a href="#">2.39</a>	<a href="#">\$4,914.90</a>
<a href="#">Quadro M6000 24GB</a>	11882	175	NA	NA
<a href="#">Quadro NVS 55/280 PCI</a>	6	2473	NA	NA
<a href="#">Quadro NVS 110M</a>	47	2292	NA	NA
<a href="#">Quadro NVS 120M</a>	46	2295	NA	NA
<a href="#">Quadro NVS 130M</a>	97	2146	NA	NA
<a href="#">Quadro NVS 135M</a>	50	2281	NA	NA
<a href="#">Quadro NVS 140M</a>	78	2200	NA	NA
<a href="#">Quadro NVS 150M</a>	70	2221	NA	NA
<a href="#">Quadro NVS 160M</a>	135	2030	NA	NA
<a href="#">Quadro NVS 210S</a>	23	2401	NA	NA
<a href="#">Quadro NVS 210S / GeForce 6150LE</a>	20	2410	NA	NA
<a href="#">Quadro NVS 280 PCI</a>	8	2451	<a href="#">0.06</a>	<a href="#">\$130.00*</a>
<a href="#">Quadro NVS 280 SD</a>	2	2580	NA	NA
<a href="#">Quadro NVS 285</a>	42	2312	<a href="#">0.25</a>	<a href="#">\$169.86*</a>
<a href="#">Quadro NVS 285 128MB</a>	38	2332	<a href="#">0.70</a>	<a href="#">\$55.00*</a>
<a href="#">Quadro NVS 290</a>	228	1895	<a href="#">3.86</a>	<a href="#">\$59.00*</a>
<a href="#">Quadro NVS 295</a>	93	2153	<a href="#">1.48</a>	<a href="#">\$63.00*</a>
<a href="#">Quadro NVS 320M</a>	208	1926	NA	NA
<a href="#">Quadro NVS 420</a>	120	2071	<a href="#">0.80</a>	<a href="#">\$150.00*</a>
<a href="#">Quadro NVS 440</a>	37	2336	<a href="#">0.16</a>	<a href="#">\$228.87*</a>
<a href="#">Quadro NVS 450</a>	66	2235	<a href="#">0.16</a>	<a href="#">\$428.55</a>
<a href="#">Quadro NVS 510M</a>	238	1887	NA	NA


Videocard Name	Passmark G3D Mark (higher is better)	Rank (lower is better)	Videocard Value (higher is better)	Price (USD)
<a href="#">Home</a> <b>Video Card</b> ▼				
<a href="#">Quadro P500</a>	1030	909	NA	NA
<a href="#">Quadro P520</a>	2102	761	<a href="#">1.40</a>	<a href="#">\$1,499.00*</a>
<a href="#">Quadro P600</a>	3309	552	<a href="#">15.72</a>	<a href="#">\$210.58*</a>
<a href="#">Quadro P620</a>	3641	512	<a href="#">6.34</a>	<a href="#">\$574.55*</a>
<a href="#">Quadro P1000</a>	4463	451	<a href="#">15.39</a>	<a href="#">\$289.99*</a>
<a href="#">Quadro P2000</a>	6933	303	<a href="#">15.77</a>	<a href="#">\$439.60*</a>
<a href="#">Quadro P2000 with Max-Q Design</a>	5270	388	NA	NA
<a href="#">Quadro P2200</a>	9329	230	<a href="#">20.29</a>	<a href="#">\$459.80*</a>
<a href="#">Quadro P3000</a>	6509	318	NA	NA
<a href="#">Quadro P3200</a>	8772	244	<a href="#">22.53</a>	<a href="#">\$389.30*</a>
<a href="#">Quadro P3200 with Max-Q Design</a>	9440	226	NA	NA
<a href="#">Quadro P4000</a>	11627	182	<a href="#">20.91</a>	<a href="#">\$556.19*</a>
Videocard Name	Passmark G3D Mark (higher is better)	Rank (lower is better)	Videocard Value (higher is better)	Price (USD)
<a href="#">Quadro P4000 with Max-Q Design</a>	9082	235	NA	NA
<a href="#">Quadro P4200</a>	10439	202	NA	NA
<a href="#">Quadro P4200 with Max-Q Design</a>	11446	186	NA	NA
<a href="#">Quadro P5000</a>	12604	159	<a href="#">6.74</a>	<a href="#">\$1,868.99*</a>
<a href="#">Quadro P5200</a>	12238	171	NA	NA
<a href="#">Quadro P5200 with Max-Q Design</a>	12568	160	NA	NA
<a href="#">Quadro P6000</a>	15307	108	<a href="#">4.71</a>	<a href="#">\$3,250.00*</a>
<a href="#">Quadro RTX 3000</a>	11123	191	NA	NA
<a href="#">Quadro RTX 3000 with Max-Q Design</a>	8255	257	NA	NA
<a href="#">Quadro RTX 4000</a>	15310	107	<a href="#">17.03</a>	<a href="#">\$899.00*</a>
<a href="#">Quadro RTX 4000 (Mobile)</a>	12280	168	NA	NA
<a href="#">Quadro RTX 4000 with Max-Q Design</a>	12446	163	NA	NA
<a href="#">Quadro RTX 5000</a>	15962	97	NA	NA
<a href="#">Quadro RTX 5000 (Mobile)</a>	14832	116	NA	NA
<a href="#">Quadro RTX 5000 with Max-Q Design</a>	13439	142	NA	NA
<a href="#">Quadro RTX 6000</a>	18715	69	<a href="#">2.97</a>	<a href="#">\$6,300.00*</a>
<a href="#">Quadro RTX 8000</a>	19278	62	<a href="#">4.49</a>	<a href="#">\$4,290.00*</a>
<a href="#">Quadro T1000</a>	6462	321	<a href="#">17.47</a>	<a href="#">\$369.99*</a>
<a href="#">Quadro T1000 with Max-Q Design</a>	6701	314	NA	NA
<a href="#">Quadro T2000</a>	7204	293	<a href="#">13.63</a>	<a href="#">\$528.35*</a>

Videocard Name	Passmark G3D Mark (higher is better)	Rank (lower is better)	Videocard Value (higher is better)	Price (USD)
 <b>Video Card</b> ▼				
<a href="#">Qualcomm Adreno 7C Gen 3 GPU</a>	140	1344	NA	NA
<a href="#">Qualcomm Adreno 7c+ Gen 3</a>	594	1516	NA	NA
<a href="#">Qualcomm Adreno 8cx Gen 3</a>	1954	806	NA	NA
<a href="#">Qualcomm Adreno 540 GPU</a>	118	2077	NA	NA
<a href="#">Qualcomm Adreno 618 GPU</a>	126	2052	NA	NA
<a href="#">Qualcomm Adreno 630 GPU</a>	282	1845	NA	NA
<a href="#">Qualcomm Adreno 675 GPU</a>	539	1593	NA	NA
<a href="#">Qualcomm Adreno 680 GPU</a>	821	1277	NA	NA
<a href="#">Qualcomm Adreno 685 GPU</a>	979	1163	NA	NA
<a href="#">Qualcomm Adreno 690 GPU</a>	1027	1136	NA	NA
<a href="#">Qualcomm Adreno X1-45 GPU</a>	1553	944	NA	NA
<a href="#">Qualcomm Adreno X1-85 GPU</a>	2721	625	NA	NA
<a href="#">QXL KMDOD</a>	18	2414	NA	NA
<a href="#">Radeon 520</a>	861	1243	<a href="#">9.58</a>	<a href="#">\$89.99*</a>
<a href="#">Radeon 530</a>	1022	1138	NA	NA
<a href="#">Radeon 535</a>	1077	1115	NA	NA
<a href="#">Radeon 535DX</a>	773	1317	NA	NA
<a href="#">Radeon 540</a>	1383	1001	NA	NA
<a href="#">Radeon 540X</a>	1437	982	NA	NA
<a href="#">Radeon 550</a>	2027	781	<a href="#">22.53</a>	<a href="#">\$89.99</a>
<a href="#">Radeon 550X</a>	1396	998	NA	NA
<a href="#">Radeon 610M</a>	1101	1098	NA	NA
<a href="#">Radeon 610M Ryzen 9 7845HX</a>	21622	46	NA	NA
<a href="#">Radeon 610M Ryzen 9 7940HX</a>	1605	922	NA	NA
<a href="#">Radeon 610M Ryzen 9 7945HX</a>	1535	954	NA	NA
<a href="#">Radeon 620</a>	894	1225	NA	NA
<a href="#">Radeon 625</a>	1094	1104	NA	NA
<a href="#">Radeon 630</a>	1434	984	NA	NA
Videocard Name	Passmark G3D Mark (higher is better)	Rank (lower is better)	Videocard Value (higher is better)	Price (USD)
<a href="#">Radeon 660M Ryzen 5 7535HS</a>	3613	516	NA	NA
<a href="#">Radeon 680M Ryzen 7 7735HS</a>	6166	332	NA	NA
<a href="#">Radeon 740M</a>	3196	568	NA	NA
<a href="#">Radeon 760M</a>	5749	351	NA	NA

Videocard Name	Passmark G3D Mark (higher is better)	Rank (lower is better)	Videocard Value (higher is better)	Price (USD)
 <b>Video Card</b> ▼				
<u><a href="#">Radeon 8500M</a></u>	1000	212	NA	NA
<u><a href="#">Radeon 890M</a></u>	8313	255	NA	NA
<u><a href="#">Radeon 2100</a></u>	59	2251	<a href="#">0.31</a>	<a href="#">\$190.99*</a>
<u><a href="#">Radeon 3000</a></u>	98	2141	<a href="#">0.31</a>	<a href="#">\$319.00*</a>
<u><a href="#">Radeon 3015e</a></u>	379	1753	NA	NA
<u><a href="#">Radeon 3020e</a></u>	463	1679	NA	NA
<u><a href="#">Radeon 3100</a></u>	73	2208	<a href="#">0.39</a>	<a href="#">\$189.15*</a>
<u><a href="#">Radeon 6600M</a></u>	524	1610	NA	NA
<u><a href="#">Radeon 6750M</a></u>	911	1211	NA	NA
<u><a href="#">Radeon 7000 / Radeon VE</a></u>	2	2568	NA	NA
<u><a href="#">RADEON 7000 / RADEON VE Family</a></u>	3	2533	NA	NA
<u><a href="#">RADEON 7200</a></u>	2	2564	<a href="#">0.00</a>	<a href="#">\$599.99*</a>
<u><a href="#">RADEON 7500</a></u>	3	2554	<a href="#">0.02</a>	<a href="#">\$177.25*</a>
<u><a href="#">RADEON 7500 Family</a></u>	4	2505	NA	NA
<u><a href="#">RADEON 8500 Family</a></u>	6	2466	NA	NA
<u><a href="#">RADEON 9000</a></u>	4	2509	NA	NA
<u><a href="#">RADEON 9000 Family</a></u>	3	2543	NA	NA
<u><a href="#">RADEON 9100 Family</a></u>	6	2472	NA	NA
<u><a href="#">RADEON 9100 IGP</a></u>	5	2488	NA	NA
<u><a href="#">RADEON 9200</a></u>	3	2540	<a href="#">0.02</a>	<a href="#">\$153.63*</a>
<u><a href="#">RADEON 9200 LE Family</a></u>	2	2572	NA	NA
<u><a href="#">RADEON 9200 PRO Family</a></u>	2	2565	NA	NA
<u><a href="#">RADEON 9200 SE</a></u>	2	2576	NA	NA
<u><a href="#">RADEON 9250</a></u>	2	2573	<a href="#">0.01</a>	<a href="#">\$194.00*</a>
<u><a href="#">RADEON 9500</a></u>	36	2342	<a href="#">0.90</a>	<a href="#">\$40.50*</a>
<u><a href="#">RADEON 9500 PRO / 9700</a></u>	41	2314	NA	NA
<u><a href="#">RADEON 9550</a></u>	34	2349	<a href="#">0.12</a>	<a href="#">\$291.74*</a>
<u><a href="#">Radeon 9550 / X1050</a></u>	29	2378	NA	NA
<u><a href="#">RADEON 9600 Family</a></u>	25	2395	NA	NA
<u><a href="#">RADEON 9600 PRO</a></u>	42	2309	NA	NA
<u><a href="#">RADEON 9600 PRO Family</a></u>	26	2386	NA	NA
<u><a href="#">RADEON 9600 TX Family</a></u>	18	2416	NA	NA
<u><a href="#">RADEON 9600 XT</a></u>	35	2347	NA	NA




Videocard Name	Passmark G3D Mark (higher is better)	Rank (lower is better)	Videocard Value (higher is better)	Price (USD)
 <b>Video Card</b> ▼				
<u>RADEON 9700 PRO</u>	33	2200	NA	NA
<u>Radeon 9700 TX w/TV-Out</u>	44	2307	NA	NA
<u>RADEON 9800</u>	57	2261	<a href="#">0.18</a>	<a href="#">\$325.00*</a>
<u>RADEON 9800 PRO</u>	59	2252	NA	NA
<u>RADEON 9800 SE</u>	23	2402	NA	NA
<u>RADEON 9800 XT</u>	56	2264	NA	NA
<u>RADEON A9800XT</u>	22	2407	NA	NA
<u>Radeon Athlon Gold 3150U</u>	773	1318	NA	NA
<u>Radeon Athlon Gold PRO 4150GE</u>	1573	937	NA	NA
<u>Radeon Athlon PRO 3045B</u>	555	1568	NA	NA
Videocard Name	Passmark G3D Mark (higher is better)	Rank (lower is better)	Videocard Value (higher is better)	Price (USD)
<u>Radeon Athlon Silver 3050U</u>	690	1404	NA	NA
<u>RADEON E2400</u>	51	2274	NA	NA
<u>RADEON E4690</u>	405	1736	NA	NA
<u>Radeon E6460</u>	323	1808	NA	NA
<u>Radeon E6465</u>	231	1894	NA	NA
<u>Radeon E6760</u>	876	1233	<a href="#">3.65</a>	<a href="#">\$239.99*</a>
<u>Radeon E8860</u>	1686	889	NA	NA
<u>Radeon E8870PCle</u>	3368	545	NA	NA
<u>Radeon Eng Sample: 100-000000082-21_35/20_N</u>	1705	883	NA	NA
<u>Radeon Eng Sample: 100-000000085-40_35/24_Y</u>	1440	981	NA	NA
<u>Radeon Eng Sample: 100-000000261-50_Y</u>	3490	529	NA	NA
<u>Radeon Eng Sample: 100-000000262-30_Y</u>	2415	681	NA	NA
<u>Radeon Eng Sample: 100-000000285-40_Y</u>	2267	725	NA	NA
<u>Radeon Eng Sample: 100-000000287-40_Y</u>	1861	839	NA	NA
<u>Radeon Eng Sample: 100-000000300-30_Y</u>	2717	627	NA	NA
<u>Radeon Eng Sample: 100-000000300-40_Y</u>	2670	634	NA	NA
<u>Radeon Eng Sample: 100-000000371-40_42/18_Y</u>	2590	649	NA	NA
<u>Radeon Eng Sample: 100-000000534-40_Y</u>	5591	360	NA	NA
<u>Radeon Eng Sample: 100-000000560-40_Y</u>	4945	418	NA	NA
<u>Radeon Eng Sample: 100-000000561-40_Y</u>	4041	478	NA	NA
<u>Radeon EPYC 4124P 4-Core</u>	1614	918	NA	NA
<u>Radeon EPYC 4244P 6-Core</u>	1424	991	NA	NA

Videocard Name	Passmark G3D Mark (higher is better)	Rank (lower is better)	Videocard Value (higher is better)	Price (USD)
 <b>Video Card</b> ▼				
<a href="#">Radeon EPYC 4304P 8-Core</a>	1010	920	NA	NA
<a href="#">Radeon EPYC 4464P 12-Core</a>	1613	919	NA	NA
<a href="#">Radeon EPYC 4484PX 12-Core</a>	1619	912	NA	NA
<a href="#">Radeon EPYC 4564P 16-Core</a>	1618	914	NA	NA
<a href="#">Radeon EPYC 4584PX 16-Core</a>	1661	898	NA	NA
<a href="#">Radeon HD4650</a>	239	1885	<a href="#">1.57</a>	<a href="#">\$152.90*</a>
<a href="#">Radeon HD4670</a>	365	1770	NA	NA
<a href="#">RADEON HD6370D</a>	320	1812	NA	NA
<a href="#">RADEON HD6410D</a>	422	1721	NA	NA
<a href="#">RADEON HD6530D</a>	531	1603	NA	NA
<a href="#">RADEON HD7450</a>	199	1935	<a href="#">8.95</a>	<a href="#">\$22.25*</a>
<a href="#">Radeon HD8530M</a>	490	1646	NA	NA
<a href="#">Radeon HD8970M</a>	3368	544	NA	NA
<a href="#">Radeon HD 2350</a>	76	2201	NA	NA
<a href="#">Radeon HD 2400</a>	120	2070	<a href="#">1.37</a>	<a href="#">\$88.20*</a>
<a href="#">Radeon HD 2400 PCI</a>	14	2429	NA	NA
<a href="#">Radeon HD 2400 Pro</a>	114	2095	NA	NA
<a href="#">Radeon HD 2400 XT</a>	118	2074	NA	NA
<a href="#">Radeon HD 2600 PRO</a>	211	1920	<a href="#">1.12</a>	<a href="#">\$188.44*</a>
<a href="#">Radeon HD 2600 Pro AGP</a>	110	2108	NA	NA
<a href="#">Radeon HD 2600 XT</a>	282	1846	<a href="#">1.78</a>	<a href="#">\$159.00*</a>
<a href="#">Radeon HD 2900 GT</a>	292	1833	NA	NA
<a href="#">Radeon HD 2900 PRO</a>	627	1473	NA	NA
<a href="#">Radeon HD 2900 XT</a>	659	1429	NA	NA
<a href="#">Radeon HD 3000</a>	95	2148	NA	NA
<a href="#">Radeon HD 3200</a>	82	2183	NA	NA
Videocard Name	Passmark G3D Mark (higher is better)	Rank (lower is better)	Videocard Value (higher is better)	Price (USD)
<a href="#">Radeon HD 3300</a>	126	2051	NA	NA
<a href="#">Radeon HD 3450</a>	155	1987	<a href="#">1.75</a>	<a href="#">\$89.00*</a>
<a href="#">Radeon HD 3470</a>	118	2076	<a href="#">1.08</a>	<a href="#">\$109.65*</a>
<a href="#">Radeon HD 3650 AGP</a>	150	1993	<a href="#">0.81</a>	<a href="#">\$185.00*</a>
<a href="#">Radeon HD 3670</a>	162	1977	NA	NA
<a href="#">Radeon HD 3850</a>	392	1744	NA	NA


Videocard Name	Passmark G3D Mark (higher is better)	Rank (lower is better)	Videocard Value (higher is better)	Price (USD)
 <b>Video Card</b> ▼				
<a href="#">Radeon HD 3000 A2</a>	022	1270	NA	NA
<a href="#">Radeon HD 3870</a>	555	1569	<a href="#">2.34</a>	<a href="#">\$237.72</a>
<a href="#">Radeon HD 3870 X2</a>	708	1387	NA	NA
<a href="#">Radeon HD 4200</a>	111	2105	NA	NA
<a href="#">Radeon HD 4250</a>	122	2062	NA	NA
<a href="#">Radeon HD 4270</a>	109	2109	NA	NA
<a href="#">Radeon HD 4290</a>	140	2012	NA	NA
<a href="#">Radeon HD 4300/4500 Serisi</a>	155	1986	NA	NA
<a href="#">Radeon HD 4330</a>	115	2089	NA	NA
<a href="#">Radeon HD 4350</a>	143	2006	<a href="#">2.80</a>	<a href="#">\$50.99*</a>
<a href="#">Radeon HD 4550</a>	235	1892	<a href="#">1.51</a>	<a href="#">\$156.00*</a>
<a href="#">Radeon HD 4650</a>	238	1886	<a href="#">3.41</a>	<a href="#">\$69.99*</a>
<a href="#">Radeon HD 4650 AGP</a>	207	1927	NA	NA
<a href="#">Radeon HD 4670</a>	379	1754	<a href="#">2.65</a>	<a href="#">\$142.96*</a>
<a href="#">Radeon HD 4770</a>	909	1212	<a href="#">7.29</a>	<a href="#">\$124.86*</a>
<a href="#">Radeon HD 4810</a>	769	1327	NA	NA
<a href="#">Radeon HD 4830</a>	835	1260	<a href="#">13.93</a>	<a href="#">\$59.99*</a>
<a href="#">Radeon HD 4850</a>	934	1195	<a href="#">6.67</a>	<a href="#">\$139.99*</a>
<a href="#">Radeon HD 4850 X2</a>	1132	1088	NA	NA
<a href="#">Radeon HD 4870</a>	1378	1003	<a href="#">9.36</a>	<a href="#">\$147.19</a>
<a href="#">Radeon HD 4870 X2</a>	1309	1020	NA	NA
<a href="#">Radeon HD 4890</a>	1507	963	<a href="#">16.76</a>	<a href="#">\$89.99*</a>
<a href="#">Radeon HD 5450</a>	136	2028	<a href="#">1.95</a>	<a href="#">\$69.83</a>
<a href="#">Radeon HD 5470</a>	268	1856	NA	NA
<a href="#">Radeon HD 5550</a>	376	1760	<a href="#">6.85</a>	<a href="#">\$54.99*</a>
<a href="#">Radeon HD 5570</a>	476	1662	<a href="#">2.94</a>	<a href="#">\$162.35*</a>
<a href="#">Radeon HD 5600/5700</a>	633	1463	NA	NA
<a href="#">Radeon HD 5670</a>	802	1290	<a href="#">8.25</a>	<a href="#">\$97.32</a>
<a href="#">Radeon HD 5750</a>	1164	1077	<a href="#">9.60</a>	<a href="#">\$121.23</a>
<a href="#">Radeon HD 5770</a>	1341	1013	<a href="#">7.06</a>	<a href="#">\$189.99*</a>
<a href="#">Radeon HD 5830</a>	1732	876	<a href="#">6.69</a>	<a href="#">\$258.99*</a>
<a href="#">Radeon HD 5850</a>	1969	799	<a href="#">6.82</a>	<a href="#">\$288.99*</a>
<a href="#">Radeon HD 5870</a>	2213	737	<a href="#">5.15</a>	<a href="#">\$429.99</a>

Videocard Name	Passmark G3D Mark (higher is better)	Rank (lower is better)	Videocard Value (higher is better)	Price (USD)
<a href="#">Home</a> <b>Video Card</b> ▼				
<a href="#">Radeon HD 6250</a>	119	1930	NA	NA
<a href="#">Radeon HD 6250</a>	93	2152	NA	NA
<a href="#">Radeon HD 6290</a>	104	2122	NA	NA
<a href="#">Radeon HD 6290M</a>	140	2014	NA	NA
<a href="#">Radeon HD 6300M</a>	143	2004	NA	NA
<a href="#">Radeon HD 6310</a>	122	2063	NA	NA
<a href="#">Radeon HD 6320</a>	147	1999	<a href="#">0.27</a>	<a href="#">\$554.99*</a>
<a href="#">Radeon HD 6320 Graphic</a>	216	1913	NA	NA
Videocard Name	Passmark G3D Mark (higher is better)	Rank (lower is better)	Videocard Value (higher is better)	Price (USD)
<a href="#">Radeon HD 6320M</a>	198	1936	NA	NA
<a href="#">RADEON HD 6350</a>	140	2011	<a href="#">2.39</a>	<a href="#">\$59.00*</a>
<a href="#">Radeon HD 6370D</a>	255	1872	NA	NA
<a href="#">Radeon HD 6370M</a>	275	1851	NA	NA
<a href="#">Radeon HD 6380G</a>	200	1932	<a href="#">0.50</a>	<a href="#">\$399.99*</a>
<a href="#">Radeon HD 6410D</a>	236	1888	NA	NA
<a href="#">Radeon HD 6430M</a>	192	1941	NA	NA
<a href="#">Radeon HD 6450</a>	197	1937	<a href="#">2.22</a>	<a href="#">\$89.00*</a>
<a href="#">Radeon HD 6450 + 8470D Dual</a>	762	1333	NA	NA
<a href="#">Radeon HD 6450A</a>	260	1864	NA	NA
<a href="#">Radeon HD 6470M</a>	227	1896	<a href="#">0.40</a>	<a href="#">\$569.99*</a>
<a href="#">Radeon HD 6480G</a>	256	1869	NA	NA
<a href="#">Radeon HD 6480M</a>	353	1779	NA	NA
<a href="#">Radeon HD 6490M</a>	377	1757	<a href="#">0.32</a>	<a href="#">\$1,193.03*</a>
<a href="#">Radeon HD 6520G</a>	299	1829	NA	NA
<a href="#">Radeon HD 6530D</a>	337	1794	NA	NA
<a href="#">Radeon HD 6550A</a>	707	1389	NA	NA
<a href="#">Radeon HD 6550D</a>	400	1739	NA	NA
<a href="#">Radeon HD 6570</a>	551	1574	<a href="#">8.48</a>	<a href="#">\$64.99*</a>
<a href="#">Radeon HD 6610M</a>	565	1556	NA	NA
<a href="#">Radeon HD 6620G</a>	341	1788	NA	NA
<a href="#">Radeon HD 6630M</a>	684	1410	NA	NA
<a href="#">Radeon HD 6650A</a>	835	1261	NA	NA
<a href="#">Radeon HD 6650M</a>	752	1341	NA	NA


Videocard Name	Passmark G3D Mark (higher is better)	Rank (lower is better)	Videocard Value (higher is better)	Price (USD)
 <b>Video Card</b> ▼				
<u>Radeon HD 6670 + 7660D Dual</u>	1492	970	NA	NA
<u>Radeon HD 6670 + 7660D Dual</u>	1492	970	NA	NA
<u>Radeon HD 6670/7670</u>	945	1184	NA	NA
<u>Radeon HD 6700M</u>	1016	1140	NA	NA
<u>Radeon HD 6750</u>	1043	1129	<a href="#">13.04</a>	<a href="#">\$79.99*</a>
<u>Radeon HD 6750M</u>	937	1190	NA	NA
<u>Radeon HD 6770</u>	1250	1039	<a href="#">4.72</a>	<a href="#">\$264.99*</a>
<u>Radeon HD 6770M</u>	964	1174	NA	NA
<u>Radeon HD 6790</u>	1618	913	<a href="#">5.51</a>	<a href="#">\$294.00*</a>
<u>Radeon HD 6800M</u>	798	1293	NA	NA
<u>Radeon HD 6850</u>	1965	800	<a href="#">9.29</a>	<a href="#">\$211.60</a>
<u>Radeon HD 6850 X2</u>	2534	662	NA	NA
<u>Radeon HD 6870</u>	2216	736	<a href="#">9.24</a>	<a href="#">\$239.99</a>
<u>Radeon HD 6900M</u>	1701	884	NA	NA
<u>Radeon HD 6950</u>	2607	644	<a href="#">18.63</a>	<a href="#">\$139.99*</a>
<u>Radeon HD 6970</u>	2831	606	<a href="#">18.88</a>	<a href="#">\$149.99*</a>
<u>Radeon HD 6970M</u>	2270	721	<a href="#">10.51</a>	<a href="#">\$215.99*</a>
<u>Radeon HD 6990</u>	3013	587	<a href="#">6.05</a>	<a href="#">\$498.49*</a>
<u>Radeon HD 7290</u>	111	2104	NA	NA
<u>Radeon HD 7290M</u>	123	2058	NA	NA
<u>Radeon HD 7310</u>	128	2046	NA	NA
<u>Radeon HD 7310 - Carte graphique</u>	174	1960	NA	NA
<u>Radeon HD 7310G</u>	180	1951	NA	NA
<u>Radeon HD 7310M</u>	166	1971	NA	NA
Videocard Name	Passmark G3D Mark (higher is better)	Rank (lower is better)	Videocard Value (higher is better)	Price (USD)
<u>Radeon HD 7340</u>	153	1989	<a href="#">0.28</a>	<a href="#">\$552.69*</a>
<u>Radeon HD 7340G</u>	196	1938	NA	NA
<u>Radeon HD 7340M</u>	221	1905	NA	NA
<u>Radeon HD 7350</u>	165	1973	NA	NA
<u>Radeon HD 7400G</u>	267	1857	NA	NA
<u>Radeon HD 7420G</u>	308	1823	NA	NA
<u>Radeon HD 7450</u>	224	1899	<a href="#">4.50</a>	<a href="#">\$49.99*</a>
<u>Radeon HD 7450A</u>	288	1837	NA	NA

Videocard Name	Passmark G3D Mark (higher is better)	Rank (lower is better)	Videocard Value (higher is better)	Price (USD)
 <b>Video Card</b> ▼				
<a href="#">Radeon HD 1470</a>	409	1030	<a href="#">3.33</a>	<a href="#">\$01.31</a>
<a href="#">Radeon HD 7470M</a>	407	1733	NA	NA
<a href="#">Radeon HD 7480D</a>	278	1848	NA	NA
<a href="#">Radeon HD 7500G</a>	321	1810	NA	NA
<a href="#">Radeon HD 7500G + 7500M/7600M Dual</a>	616	1487	NA	NA
<a href="#">Radeon HD 7500G + 7550M Dual</a>	497	1641	NA	NA
<a href="#">Radeon HD 7500G + HD 7500M/7600M Dual</a>	355	1778	NA	NA
<a href="#">Radeon HD 7520G</a>	316	1817	NA	NA
<a href="#">Radeon HD 7520G + 7400M Dual</a>	486	1651	NA	NA
<a href="#">Radeon HD 7520G + 7470M Dual</a>	542	1589	NA	NA
<a href="#">Radeon HD 7520G + 7500/7600 Dual</a>	582	1533	NA	NA
<a href="#">Radeon HD 7520G + 7600M Dual</a>	591	1519	NA	NA
<a href="#">Radeon HD 7520G + 7610M Dual</a>	588	1525	NA	NA
<a href="#">Radeon HD 7520G + 7650M Dual</a>	453	1697	NA	NA
<a href="#">Radeon HD 7520G + 7670M Dual</a>	523	1613	NA	NA
<a href="#">Radeon HD 7520G + 7700M Dual</a>	1060	1120	NA	NA
<a href="#">Radeon HD 7520G + 8600/8700M Dual</a>	311	1821	NA	NA
<a href="#">Radeon HD 7520G + 8750M Dual</a>	376	1758	NA	NA
<a href="#">Radeon HD 7520G + HD 7400M Dual</a>	544	1585	NA	NA
<a href="#">Radeon HD 7520G + HD 7500/7600 Dual</a>	832	1264	NA	NA
<a href="#">Radeon HD 7520G + HD 7600M Dual</a>	447	1702	NA	NA
<a href="#">Radeon HD 7520G + HD 7670M Dual</a>	495	1643	NA	NA
<a href="#">Radeon HD 7520G + HD 7700M Dual</a>	574	1542	NA	NA
<a href="#">Radeon HD 7520G + HD 8600/8700M Dual</a>	623	1478	NA	NA
<a href="#">Radeon HD 7520G + HD 8750M Dual</a>	651	1440	NA	NA
<a href="#">Radeon HD 7520G N HD 7520G + HD 7500/7600 7500/7600</a>	574	1544	NA	NA
<a href="#">Radeon HD 7520G N HD 7520G + HD 7600M N HD 7600M D</a>	364	1772	NA	NA
<a href="#">Radeon HD 7540D</a>	332	1799	NA	NA
<a href="#">Radeon HD 7540D + 6570 Dual</a>	719	1378	NA	NA
<a href="#">Radeon HD 7540D + 7500 Dual</a>	821	1278	NA	NA
<a href="#">Radeon HD 7540D + HD 6450 Dual</a>	643	1450	NA	NA
<a href="#">Radeon HD 7550M</a>	464	1677	NA	NA
<a href="#">Radeon HD 7550M/7650M</a>	728	1367	NA	NA


Videocard Name	Passmark G3D Mark (higher is better)	Rank (lower is better)	Videocard Value (higher is better)	Price (USD)
<a href="#">Home</a> <b>Video Card</b> ▼				
<a href="#">Radeon HD 7560D + 6450 Dual</a>	300	1332	NA	NA
<a href="#">Radeon HD 7560D + 6570 Dual</a>	833	1263	NA	NA
<a href="#">Radeon HD 7560D + 6670 Dual</a>	1130	1089	NA	NA
<a href="#">Radeon HD 7560D + 7560D Dual</a>	982	1162	NA	NA
<a href="#">Radeon HD 7560D + 7570 Dual</a>	985	1159	NA	NA
<a href="#">Radeon HD 7560D + 7670 Dual</a>	1426	990	NA	NA
Videocard Name	Passmark G3D Mark (higher is better)	Rank (lower is better)	Videocard Value (higher is better)	Price (USD)
<a href="#">Radeon HD 7560D + 7700 Dual</a>	1919	817	NA	NA
<a href="#">Radeon HD 7560D + HD 6570 Dual</a>	1237	1045	NA	NA
<a href="#">Radeon HD 7560D + HD 6670 Dual</a>	1554	942	NA	NA
<a href="#">Radeon HD 7560D + HD 7000 Dual</a>	534	1598	NA	NA
<a href="#">Radeon HD 7560D + HD 7600 Dual</a>	1258	1036	NA	NA
<a href="#">Radeon HD 7560D + HD 7670 Dual</a>	1380	1002	NA	NA
<a href="#">Radeon HD 7560D + HD 7700 Dual</a>	1346	1011	NA	NA
<a href="#">Radeon HD 7560D + HD 8570 Dual</a>	935	1191	NA	NA
<a href="#">Radeon HD 7560D + R5 235 Dual</a>	563	1559	NA	NA
<a href="#">Radeon HD 7570</a>	610	1495	<a href="#">5.96</a>	<a href="#">\$102.49*</a>
<a href="#">Radeon HD 7570M</a>	426	1715	NA	NA
<a href="#">Radeon HD 7570M/HD 7670M</a>	699	1399	NA	NA
<a href="#">Radeon HD 7580D</a>	350	1783	NA	NA
<a href="#">Radeon HD 7600G</a>	327	1806	NA	NA
<a href="#">Radeon HD 7600G + 6400M Dual</a>	376	1759	NA	NA
<a href="#">Radeon HD 7600G + 7450M Dual</a>	389	1745	NA	NA
<a href="#">Radeon HD 7600G + 7500M/7600M Dual</a>	405	1735	NA	NA
<a href="#">Radeon HD 7600G + 7550M Dual</a>	423	1720	NA	NA
<a href="#">Radeon HD 7600G + 8500M/8700M Dual</a>	333	1798	NA	NA
<a href="#">Radeon HD 7600G + HD 7400M Dual</a>	328	1804	NA	NA
<a href="#">Radeon HD 7600G + HD 7500M/7600M Dual</a>	476	1660	NA	NA
<a href="#">Radeon HD 7600G + HD 7550M Dual</a>	509	1625	NA	NA
<a href="#">Radeon HD 7600G + HD 8670M Dual</a>	543	1587	NA	NA
<a href="#">Radeon HD 7600G + HD Dual</a>	435	1711	NA	NA
<a href="#">Radeon HD 7600G N HD 7600G + HD ON HD Dual</a>	526	1608	NA	NA
<a href="#">Radeon HD 7600M + 7600M Dual</a>	773	1319	NA	NA

Videocard Name	Passmark G3D Mark (higher is better)	Rank (lower is better)	Videocard Value (higher is better)	Price (USD)
 <b>Video Card</b> ▼				
<a href="#">Radeon HD 7620G</a>	505	1775	NA	NA
<a href="#">Radeon HD 7620G + 8600M Dual</a>	508	1626	NA	NA
<a href="#">Radeon HD 7620G + 8670M Dual</a>	577	1538	NA	NA
<a href="#">Radeon HD 7620G + HD 8600M Dual</a>	442	1706	NA	NA
<a href="#">Radeon HD 7620G + HD 8670M Dual</a>	507	1629	NA	NA
<a href="#">Radeon HD 7620G N HD 7620G + HD 8600M N HD 8600M D</a>	451	1699	NA	NA
<a href="#">Radeon HD 7640G</a>	459	1687	NA	NA
<a href="#">Radeon HD 7640G + 6400M Dual</a>	526	1607	NA	NA
<a href="#">Radeon HD 7640G + 7400M Dual</a>	637	1455	NA	NA
<a href="#">Radeon HD 7640G + 7450M Dual</a>	754	1339	NA	NA
<a href="#">Radeon HD 7640G + 7470M Dual</a>	595	1514	NA	NA
<a href="#">Radeon HD 7640G + 7500/7600 Dual</a>	627	1475	NA	NA
<a href="#">Radeon HD 7640G + 7500M/7600M Dual</a>	775	1315	NA	NA
<a href="#">Radeon HD 7640G + 7600M Dual</a>	705	1393	NA	NA
<a href="#">Radeon HD 7640G + 7610M Dual</a>	510	1624	NA	NA
<a href="#">Radeon HD 7640G + 7650M Dual</a>	747	1345	NA	NA
<a href="#">Radeon HD 7640G + 7670M Dual</a>	644	1449	NA	NA
<a href="#">Radeon HD 7640G + 7690M Dual</a>	945	1185	NA	NA
<a href="#">Radeon HD 7640G + 7700M Dual</a>	690	1403	NA	NA
<a href="#">Radeon HD 7640G + 8500M Dual</a>	585	1531	NA	NA
<a href="#">Radeon HD 7640G + 8570M Dual</a>	558	1565	NA	NA
<a href="#">Radeon HD 7640G + 8600/8700M Dual</a>	688	1407	NA	NA
Videocard Name	Passmark G3D Mark (higher is better)	Rank (lower is better)	Videocard Value (higher is better)	Price (USD)
<a href="#">Radeon HD 7640G + 8600M Dual</a>	249	1878	NA	NA
<a href="#">Radeon HD 7640G + 8670M Dual</a>	558	1564	NA	NA
<a href="#">Radeon HD 7640G + 8750M Dual</a>	654	1434	NA	NA
<a href="#">Radeon HD 7640G + HD 7400M Dual</a>	621	1480	NA	NA
<a href="#">Radeon HD 7640G + HD 7500/7600 Dual</a>	423	1719	NA	NA
<a href="#">Radeon HD 7640G + HD 7600M Dual</a>	704	1395	NA	NA
<a href="#">Radeon HD 7640G + HD 7600M N HD 7600M Dual</a>	406	1734	NA	NA
<a href="#">Radeon HD 7640G + HD 7670M Dual</a>	518	1618	NA	NA
<a href="#">Radeon HD 7640G + HD 7700M Dual</a>	589	1523	NA	NA
<a href="#">Radeon HD 7640G + HD 7700M N HD 7700M Dual</a>	630	1467	NA	NA





Videocard Name	Passmark G3D Mark (higher is better)	Rank (lower is better)	Videocard Value (higher is better)	Price (USD)
 <b>Video Card</b> ▼				
<a href="#"><u>Radeon HD 7640G + HD 8570M Dual</u></a>	666	1425	NA	NA
<a href="#"><u>Radeon HD 7640G + HD 8570M Dual</u></a>	474	1666	NA	NA
<a href="#"><u>Radeon HD 7640G + HD 8600/8700M Dual</u></a>	586	1528	NA	NA
<a href="#"><u>Radeon HD 7640G + HD 8670M Dual</u></a>	677	1416	NA	NA
<a href="#"><u>Radeon HD 7640G + HD 8750M Dual</u></a>	996	1153	NA	NA
<a href="#"><u>Radeon HD 7640G + R5 M200 Dual</u></a>	559	1561	NA	NA
<a href="#"><u>Radeon HD 7640G N HD 7640G + HD 7600M N HD 7600M D</u></a>	824	1274	NA	NA
<a href="#"><u>Radeon HD 7640G N HD 7640G + HD 7670M Dual</u></a>	679	1413	NA	NA
<a href="#"><u>Radeon HD 7640G N HD 7640G + HD 8570M Dual</u></a>	422	1722	NA	NA
<a href="#"><u>Radeon HD 7650A</u></a>	569	1550	<a href="#"><u>2.17</u></a>	<a href="#"><u>\$262.00*</u></a>
<a href="#"><u>Radeon HD 7650M</u></a>	437	1709	NA	NA
<a href="#"><u>Radeon HD 7660D</u></a>	508	1627	NA	NA
<a href="#"><u>Radeon HD 7660D + 6570 Dual</u></a>	1100	1100	NA	NA
<a href="#"><u>Radeon HD 7660D + 6670 Dual</u></a>	1238	1043	NA	NA
<a href="#"><u>Radeon HD 7660D + 7470 Dual</u></a>	465	1676	NA	NA
<a href="#"><u>Radeon HD 7660D + 7500 Dual</u></a>	1121	1092	NA	NA
<a href="#"><u>Radeon HD 7660D + 7540D Dual</u></a>	1204	1059	NA	NA
<a href="#"><u>Radeon HD 7660D + 7670 Dual</u></a>	1061	1119	NA	NA
<a href="#"><u>Radeon HD 7660D + HD 6670 Dual</u></a>	1484	972	NA	NA
<a href="#"><u>Radeon HD 7660D + HD 7000 Dual</u></a>	633	1462	NA	NA
<a href="#"><u>Radeon HD 7660D + HD 7400 Dual</u></a>	339	1792	NA	NA
<a href="#"><u>Radeon HD 7660D + HD 7700 Dual</u></a>	1958	803	NA	NA
<a href="#"><u>Radeon HD 7660D + R5 235 Dual</u></a>	523	1611	NA	NA
<a href="#"><u>Radeon HD 7660D + R7 240 Dual</u></a>	941	1189	NA	NA
<a href="#"><u>Radeon HD 7660G</u></a>	476	1663	NA	NA
<a href="#"><u>Radeon HD 7660G + 7400M Dual</u></a>	588	1526	NA	NA
<a href="#"><u>Radeon HD 7660G + 7470M Dual</u></a>	630	1468	NA	NA
<a href="#"><u>Radeon HD 7660G + 7600M Dual</u></a>	831	1266	NA	NA
<a href="#"><u>Radeon HD 7660G + 7610M Dual</u></a>	745	1349	NA	NA
<a href="#"><u>Radeon HD 7660G + 7670M Dual</u></a>	743	1352	NA	NA
<a href="#"><u>Radeon HD 7660G + 7700M Dual</u></a>	757	1337	NA	NA
<a href="#"><u>Radeon HD 7660G + 7730M Dual</u></a>	931	1196	NA	NA
<a href="#"><u>Radeon HD 7660G + 8600M Dual</u></a>	445	1703	NA	NA


Videocard Name	Passmark G3D Mark (higher is better)	Rank (lower is better)	Videocard Value (higher is better)	Price (USD)
<a href="#">Home</a> <b>Video Card</b> ▼				
<a href="#">Radeon HD 7660G + HD 7500/7600/7500/7600 Dual</a>	1002	1140	NA	NA
<a href="#">Radeon HD 7660G + HD 7500/7600 Dual</a>	760	1334	NA	NA
<a href="#">Radeon HD 7660G + HD 7500M/7600M Dual</a>	999	1151	NA	NA
<a href="#">Radeon HD 7660G + HD 7600M Dual</a>	568	1553	NA	NA
Videocard Name	Passmark G3D Mark (higher is better)	Rank (lower is better)	Videocard Value (higher is better)	Price (USD)
<a href="#">Radeon HD 7660G + HD 7600M N HD 7600M Dual</a>	460	1684	NA	NA
<a href="#">Radeon HD 7660G + HD 7670M Dual</a>	706	1391	NA	NA
<a href="#">Radeon HD 7660G + HD 7700M Dual</a>	777	1312	NA	NA
<a href="#">Radeon HD 7660G + HD 7730M Dual</a>	881	1231	NA	NA
<a href="#">Radeon HD 7660G + HD 8500M Dual</a>	758	1335	NA	NA
<a href="#">Radeon HD 7660G + HD 8600/8700M Dual</a>	747	1346	NA	NA
<a href="#">Radeon HD 7660G + HD 8600M Dual</a>	363	1774	NA	NA
<a href="#">Radeon HD 7660G + HD 8670M Dual</a>	711	1385	NA	NA
<a href="#">Radeon HD 7660G N HD 7660G + HD 7600M N HD 7600M D</a>	722	1371	NA	NA
<a href="#">Radeon HD 7660G N HD 7660G + HD 7670M Dual</a>	704	1394	NA	NA
<a href="#">Radeon HD 7660G N HD 7660G + HD 7700M N HD 7700M D</a>	966	1173	NA	NA
<a href="#">Radeon HD 7670</a>	805	1288	NA	NA
<a href="#">Radeon HD 7670A</a>	1050	1124	NA	NA
<a href="#">Radeon HD 7670M</a>	472	1669	<a href="#">0.75</a>	<a href="#">\$629.99*</a>
<a href="#">Radeon HD 7670M + 7670M Dual</a>	738	1358	NA	NA
<a href="#">Radeon HD 7690M</a>	909	1213	NA	NA
<a href="#">Radeon HD 7690M XT</a>	1009	1146	NA	NA
<a href="#">Radeon HD 7700-serie</a>	1899	824	NA	NA
<a href="#">Radeon HD 7730</a>	1208	1054	<a href="#">5.19</a>	<a href="#">\$232.70*</a>
<a href="#">Radeon HD 7730M</a>	774	1316	NA	NA
<a href="#">Radeon HD 7750</a>	1701	885	<a href="#">12.64</a>	<a href="#">\$134.59</a>
<a href="#">Radeon HD 7750M</a>	1191	1063	NA	NA
<a href="#">Radeon HD 7770</a>	2173	745	<a href="#">7.24</a>	<a href="#">\$300.00*</a>
<a href="#">Radeon HD 7790</a>	3090	582	<a href="#">22.07</a>	<a href="#">\$139.99*</a>
<a href="#">Radeon HD 7800-serie</a>	4029	479	NA	NA
<a href="#">Radeon HD 7850</a>	3868	490	<a href="#">22.11</a>	<a href="#">\$174.99</a>
<a href="#">Radeon HD 7850M</a>	1372	1004	NA	NA



Videocard Name	Passmark G3D Mark (higher is better)	Rank (lower is better)	Videocard Value (higher is better)	Price (USD)
 <b>Video Card</b> ▼				
<u>Radeon HD 7000 A.I.</u>	4409	430	NA	NA
<u>Radeon HD 7870M</u>	1507	964	NA	NA
<u>Radeon HD 7950 / R9 280</u>	4764	432	<a href="#">19.78</a>	<a href="#">\$240.83*</a>
<u>Radeon HD 7970 / R9 280X</u>	5247	392	<a href="#">21.25</a>	<a href="#">\$246.99*</a>
<u>Radeon HD 7970M</u>	3559	520	NA	NA
<u>Radeon HD 7990</u>	5565	364	<a href="#">13.91</a>	<a href="#">\$399.99*</a>
<u>Radeon HD 8180</u>	138	2022	NA	NA
<u>Radeon HD 8210</u>	190	1945	NA	NA
<u>Radeon HD 8210E</u>	193	1940	NA	NA
<u>Radeon HD 8240</u>	246	1881	NA	NA
<u>Radeon HD 8250</u>	212	1919	NA	NA
<u>Radeon HD 8280</u>	260	1863	NA	NA
<u>Radeon HD 8280E</u>	256	1870	NA	NA
<u>Radeon HD 8280G</u>	269	1855	NA	NA
<u>Radeon HD 8310E</u>	340	1790	NA	NA
<u>Radeon HD 8330</u>	266	1859	NA	NA
<u>Radeon HD 8330E</u>	259	1866	NA	NA
<u>Radeon HD 8350</u>	162	1975	<a href="#">1.63</a>	<a href="#">\$99.81*</a>
<u>Radeon HD 8350G</u>	304	1826	NA	NA
<u>Radeon HD 8370D</u>	311	1820	NA	NA
<u>Radeon HD 8400</u>	265	1860	NA	NA
Videocard Name	Passmark G3D Mark (higher is better)	Rank (lower is better)	Videocard Value (higher is better)	Price (USD)
<u>Radeon HD 8400E</u>	275	1852	NA	NA
<u>Radeon HD 8410G</u>	435	1712	NA	NA
<u>Radeon HD 8450G</u>	341	1786	NA	NA
<u>Radeon HD 8450G + 8600/8700M Dual</u>	1070	1118	NA	NA
<u>Radeon HD 8450G + 8600M Dual</u>	545	1583	NA	NA
<u>Radeon HD 8450G + 8670M Dual</u>	474	1665	NA	NA
<u>Radeon HD 8450G + 8750M Dual</u>	637	1456	NA	NA
<u>Radeon HD 8450G + HD 8600M Dual</u>	452	1698	NA	NA
<u>Radeon HD 8450G + HD 8670M Dual</u>	477	1659	NA	NA
<u>Radeon HD 8450G + HD 8750M Dual</u>	503	1634	NA	NA
<u>Radeon HD 8450G + R5 M230 Dual</u>	578	1536	NA	NA

Videocard Name	Passmark G3D Mark (higher is better)	Rank (lower is better)	Videocard Value (higher is better)	Price (USD)
 <b>Video Card</b> ▼				
<a href="#">Radeon HD 8470D</a>	373	1763	NA	NA
<a href="#">Radeon HD 8470D + 6450 Dual</a>	717	1382	NA	NA
<a href="#">Radeon HD 8470D + 6570 Dual</a>	837	1257	NA	NA
<a href="#">Radeon HD 8470D + HD 6450 Dual</a>	862	1242	NA	NA
<a href="#">Radeon HD 8470D + HD 6670 Dual</a>	1435	983	NA	NA
<a href="#">Radeon HD 8470D + HD 7500 Dual</a>	1545	948	NA	NA
<a href="#">Radeon HD 8490</a>	263	1862	<a href="#">2.93</a>	<a href="#">\$89.99*</a>
<a href="#">Radeon HD 8500M</a>	421	1723	NA	NA
<a href="#">Radeon HD 8500M/8700M</a>	852	1251	NA	NA
<a href="#">Radeon HD 8510G</a>	357	1777	NA	NA
<a href="#">Radeon HD 8510G + 8500M Dual</a>	596	1512	NA	NA
<a href="#">Radeon HD 8510G + HD 8500M Dual</a>	629	1469	NA	NA
<a href="#">Radeon HD 8550D</a>	566	1555	NA	NA
<a href="#">Radeon HD 8550G</a>	411	1729	NA	NA
<a href="#">Radeon HD 8550G + 7600M Dual</a>	901	1217	NA	NA
<a href="#">Radeon HD 8550G + 8500M Dual</a>	602	1505	NA	NA
<a href="#">Radeon HD 8550G + 8570M Dual</a>	532	1601	NA	NA
<a href="#">Radeon HD 8550G + 8600/8700M Dual</a>	802	1291	NA	NA
<a href="#">Radeon HD 8550G + 8600M Dual</a>	617	1486	NA	NA
<a href="#">Radeon HD 8550G + 8670M Dual</a>	579	1535	NA	NA
<a href="#">Radeon HD 8550G + 8690M Dual</a>	664	1427	NA	NA
<a href="#">Radeon HD 8550G + 8750M Dual</a>	795	1299	NA	NA
<a href="#">Radeon HD 8550G + HD 7600M Dual</a>	547	1578	NA	NA
<a href="#">Radeon HD 8550G + HD 8500M Dual</a>	558	1563	NA	NA
<a href="#">Radeon HD 8550G + HD 8570M Dual</a>	529	1605	NA	NA
<a href="#">Radeon HD 8550G + HD 8600/8700M Dual</a>	654	1435	NA	NA
<a href="#">Radeon HD 8550G + HD 8600M Dual</a>	593	1517	NA	NA
<a href="#">Radeon HD 8550G + HD 8670M Dual</a>	546	1581	NA	NA
<a href="#">Radeon HD 8550G + HD 8750M Dual</a>	819	1280	NA	NA
<a href="#">Radeon HD 8550G + R5 M200 Dual</a>	619	1483	NA	NA
<a href="#">Radeon HD 8550G + R5 M230 Dual</a>	487	1649	NA	NA
<a href="#">Radeon HD 8550G N HD 8550G + HD 8600M N HD 8600M D</a>	611	1494	NA	NA
<a href="#">Radeon HD 8570</a>	943	1188	<a href="#">9.56</a>	<a href="#">\$98.68*</a>

Videocard Name	Passmark G3D Mark (higher is better)	Rank (lower is better)	Videocard Value (higher is better)	Price (USD)
 <b>Video Card</b> ▼				
<a href="#">Radeon HD 6370 + HD 7660D Dual</a>	343	1100	NA	NA
<a href="#">Radeon HD 8570D</a>	434	1713	NA	NA
<a href="#">Radeon HD 8570D + 6570 Dual</a>	1239	1042	NA	NA
Videocard Name	Passmark G3D Mark (higher is better)	Rank (lower is better)	Videocard Value (higher is better)	Price (USD)
<a href="#">Radeon HD 8570D + 6670 Dual</a>	1039	1131	NA	NA
<a href="#">Radeon HD 8570D + HD8490 Dual</a>	374	1763	NA	NA
<a href="#">Radeon HD 8570D + HD 6570 Dual</a>	868	1239	NA	NA
<a href="#">Radeon HD 8570D + HD 6670 Dual</a>	1260	1035	NA	NA
<a href="#">Radeon HD 8570D + HD 7000 Dual</a>	753	1340	NA	NA
<a href="#">Radeon HD 8570D + HD 7700 Dual</a>	1834	850	NA	NA
<a href="#">Radeon HD 8570D + HD 8470 Dual</a>	338	1793	NA	NA
<a href="#">Radeon HD 8570D + HD 8570 Dual</a>	1032	1133	NA	NA
<a href="#">Radeon HD 8570D + R5 235 Dual</a>	470	1672	NA	NA
<a href="#">Radeon HD 8570D + R7 200 Dual</a>	999	1150	NA	NA
<a href="#">Radeon HD 8570D + R7 240 Dual</a>	963	1175	NA	NA
<a href="#">Radeon HD 8570M</a>	441	1707	NA	NA
<a href="#">Radeon HD 8600/8700M</a>	1029	1134	NA	NA
<a href="#">Radeon HD 8610G</a>	415	1726	NA	NA
<a href="#">Radeon HD 8610G + 8500M Dual</a>	610	1497	NA	NA
<a href="#">Radeon HD 8610G + 8600M Dual</a>	588	1524	NA	NA
<a href="#">Radeon HD 8610G + 8670M Dual</a>	599	1508	NA	NA
<a href="#">Radeon HD 8610G + HD 8500M Dual</a>	645	1448	NA	NA
<a href="#">Radeon HD 8610G + HD 8600M Dual</a>	480	1653	NA	NA
<a href="#">Radeon HD 8610G + HD 8670M Dual</a>	577	1537	NA	NA
<a href="#">Radeon HD 8610G + R5 M200 Dual</a>	676	1418	NA	NA
<a href="#">Radeon HD 8650D</a>	396	1742	NA	NA
<a href="#">Radeon HD 8650G</a>	523	1612	NA	NA
<a href="#">Radeon HD 8650G + 7600M Dual</a>	741	1355	NA	NA
<a href="#">Radeon HD 8650G + 7670M Dual</a>	883	1230	NA	NA
<a href="#">Radeon HD 8650G + 7700M Dual</a>	1126	1090	NA	NA
<a href="#">Radeon HD 8650G + 8500M Dual</a>	626	1476	NA	NA
<a href="#">Radeon HD 8650G + 8570M Dual</a>	654	1436	NA	NA
<a href="#">Radeon HD 8650G + 8600/8700M Dual</a>	831	1265	NA	NA


Videocard Name	Passmark G3D Mark (higher is better)	Rank (lower is better)	Videocard Value (higher is better)	Price (USD)
 <b>Video Card</b> ▼				
<a href="#">Radeon HD 6650G + 6670M Dual</a>	655	1460	NA	NA
<a href="#">Radeon HD 8650G + 8750M Dual</a>	786	1302	NA	NA
<a href="#">Radeon HD 8650G + HD 7600M Dual</a>	819	1279	NA	NA
<a href="#">Radeon HD 8650G + HD 7670M Dual</a>	634	1461	NA	NA
<a href="#">Radeon HD 8650G + HD 8570M Dual</a>	716	1383	NA	NA
<a href="#">Radeon HD 8650G + HD 8600/8700M Dual</a>	763	1331	NA	NA
<a href="#">Radeon HD 8650G + HD 8600M Dual</a>	606	1500	NA	NA
<a href="#">Radeon HD 8650G + HD 8600M N HD 8600M Dual</a>	757	1336	NA	NA
<a href="#">Radeon HD 8650G + HD 8670M Dual</a>	585	1532	NA	NA
<a href="#">Radeon HD 8650G + HD 8750M Dual</a>	651	1439	NA	NA
<a href="#">Radeon HD 8650G + HD 8790M Dual</a>	799	1292	NA	NA
<a href="#">Radeon HD 8650G + R5 M200 Dual</a>	722	1372	NA	NA
<a href="#">Radeon HD 8650G + R5 M230 Dual</a>	686	1409	NA	NA
<a href="#">Radeon HD 8650G N HD 8650G + HD 8570M Dual</a>	773	1320	NA	NA
<a href="#">Radeon HD 8650G N HD 8650G + HD 8600/8700M Dual</a>	796	1298	NA	NA
<a href="#">Radeon HD 8650G N HD 8650G + HD 8600M N HD 8600M D</a>	679	1412	NA	NA
<a href="#">Radeon HD 8670D</a>	533	1600	NA	NA
<a href="#">Radeon HD 8670D + 6670 Dual</a>	1361	1007	NA	NA
<a href="#">Radeon HD 8670D + 7000 Dual</a>	811	1285	NA	NA
Videocard Name	Passmark G3D Mark (higher is better)	Rank (lower is better)	Videocard Value (higher is better)	Price (USD)
<a href="#">Radeon HD 8670D + 7700 Dual</a>	1788	862	NA	NA
<a href="#">Radeon HD 8670D + 8570 Dual</a>	974	1168	NA	NA
<a href="#">Radeon HD 8670D + HD 6670 Dual</a>	1221	1050	NA	NA
<a href="#">Radeon HD 8670D + HD 7000 Dual</a>	718	1380	NA	NA
<a href="#">Radeon HD 8670D + HD 7600 Dual</a>	1317	1017	NA	NA
<a href="#">Radeon HD 8670D + HD 7700 Dual</a>	1892	830	NA	NA
<a href="#">Radeon HD 8670D + R5 235 Dual</a>	836	1258	NA	NA
<a href="#">Radeon HD 8670D + R5 330 Dual</a>	746	1348	NA	NA
<a href="#">Radeon HD 8670D + R7 200 Dual</a>	949	1179	NA	NA
<a href="#">Radeon HD 8670D + R7 240 Dual</a>	1020	1139	NA	NA
<a href="#">Radeon HD 8670D N HD 8670D + HD 8670D Dual</a>	488	1647	NA	NA
<a href="#">Radeon HD 8670M</a>	520	1617	NA	NA
<a href="#">Radeon HD 8690A</a>	501	1636	NA	NA

Videocard Name	Passmark G3D Mark (higher is better)	Rank (lower is better)	Videocard Value (higher is better)	Price (USD)
 <b>Video Card</b> ▼				
<a href="#">Radeon HD 6750M</a>	100	1303	NA	NA
<a href="#">Radeon HD 8750M</a>	1010	1144	NA	NA
<a href="#">Radeon HD 8770</a>	2606	646	NA	NA
<a href="#">Radeon HD 8790M</a>	1305	1023	NA	NA
<a href="#">Radeon HD 8790M / R9 M290X</a>	1210	1053	NA	NA
<a href="#">Radeon HD 8850M</a>	973	1169	NA	NA
<a href="#">Radeon HD 8850M / R9 M265X</a>	1139	1085	NA	NA
<a href="#">Radeon HD 8870M</a>	1638	906	NA	NA
<a href="#">Radeon HD 8870M / R9 M270X / M370X</a>	1799	861	NA	NA
<a href="#">Radeon HD 8950</a>	2793	613	NA	NA
<a href="#">Radeon HD 8970M</a>	3876	488	<a href="#">27.69</a>	<a href="#">\$139.99*</a>
<a href="#">Radeon HD 8990</a>	5214	398	NA	NA
<a href="#">Radeon HD HD7850M</a>	1651	900	NA	NA
<a href="#">Radeon HDG 4670</a>	170	1963	NA	NA
<a href="#">RADEON IGP 34xM</a>	1	2592	NA	NA
<a href="#">RADEON IGP 320</a>	3	2535	NA	NA
<a href="#">Radeon IGP 320M</a>	3	2542	NA	NA
<a href="#">Radeon IGP 340M</a>	2	2579	NA	NA
<a href="#">RADEON IGP 345M</a>	2	2567	NA	NA
<a href="#">RADEON IGP 350M</a>	6	2474	NA	NA
<a href="#">Radeon Infoshock 3000</a>	106	2115	NA	NA
<a href="#">Radeon Instinct MI25 MxGPU</a>	4978	417	NA	NA
<a href="#">Radeon M535DX</a>	749	1343	NA	NA
<a href="#">Radeon Pro</a>	2407	684	<a href="#">5.61</a>	<a href="#">\$429.00</a>
<a href="#">Radeon Pro 450</a>	2722	624	NA	NA
<a href="#">Radeon Pro 455</a>	3112	579	<a href="#">6.93</a>	<a href="#">\$449.00*</a>
<a href="#">Radeon Pro 460</a>	3452	535	NA	NA
<a href="#">Radeon Pro 465</a>	4537	445	NA	NA
<a href="#">Radeon Pro 555</a>	3140	577	<a href="#">2.99</a>	<a href="#">\$1,049.00*</a>
<a href="#">Radeon Pro 560</a>	3475	530	NA	NA
<a href="#">Radeon Pro 560X</a>	3677	507	NA	NA
<a href="#">Radeon Pro 570</a>	6336	325	NA	NA
<a href="#">Radeon Pro 580</a>	7753	275	NA	NA


Videocard Name	Passmark G3D Mark (higher is better)	Rank (lower is better)	Videocard Value (higher is better)	Price (USD)
<div>  <b>Video Card</b>  </div>				
<a href="#">Radeon PRO 5300</a>	1143	233	NA	NA
Videocard Name	Passmark G3D Mark (higher is better)	Rank (lower is better)	Videocard Value (higher is better)	Price (USD)
<a href="#">Radeon Pro 5300M</a>	5952	341	NA	NA
<a href="#">Radeon Pro 5500 XT</a>	8375	253	NA	NA
<a href="#">Radeon Pro 5500M</a>	6774	308	NA	NA
<a href="#">Radeon Pro 5600M</a>	9232	232	NA	NA
<a href="#">Radeon Pro 5700</a>	11844	176	NA	NA
<a href="#">Radeon Pro 5700 XT</a>	12613	158	NA	NA
<a href="#">Radeon Pro Duo</a>	8183	259	<a href="#">2.06</a>	<a href="#">\$3,970.36*</a>
<a href="#">Radeon PRO Ryzen 5 PRO 6650U</a>	4066	475	NA	NA
<a href="#">Radeon PRO Ryzen 7 PRO 6850U</a>	5714	355	NA	NA
<a href="#">Radeon Pro SSG</a>	10971	193	<a href="#">4.55</a>	<a href="#">\$2,410.15*</a>
<a href="#">Radeon Pro V340 MxGPU</a>	2853	604	NA	NA
<a href="#">Radeon Pro V520 MxGPU</a>	12257	170	NA	NA
<a href="#">Radeon Pro Vega 16</a>	4809	427	NA	NA
<a href="#">Radeon Pro Vega 20</a>	5299	386	NA	NA
<a href="#">Radeon Pro Vega 48</a>	11299	189	NA	NA
<a href="#">Radeon Pro Vega 56</a>	12353	166	NA	NA
<a href="#">Radeon Pro Vega 64</a>	12920	151	NA	NA
<a href="#">Radeon Pro Vega 64X</a>	13708	134	NA	NA
<a href="#">Radeon Pro Vega II</a>	15596	100	NA	NA
<a href="#">Radeon Pro Vega II Duo</a>	14018	128	NA	NA
<a href="#">Radeon Pro VII</a>	12838	154	NA	NA
<a href="#">Radeon Pro W5500</a>	9122	234	<a href="#">22.25</a>	<a href="#">\$409.99*</a>
<a href="#">Radeon Pro W5500M</a>	3469	531	NA	NA
<a href="#">Radeon Pro W5500X</a>	7350	290	NA	NA
<a href="#">Radeon Pro W5700</a>	15025	113	<a href="#">23.12</a>	<a href="#">\$649.99*</a>
<a href="#">Radeon PRO W6300</a>	5559	366	NA	NA
<a href="#">Radeon PRO W6400</a>	8081	263	NA	NA
<a href="#">Radeon PRO W6600</a>	15615	99	NA	NA
<a href="#">Radeon PRO W6600M</a>	9521	224	NA	NA
<a href="#">Radeon PRO W6600X</a>	13113	148	NA	NA
<a href="#">Radeon PRO W6800</a>	19791	55	<a href="#">10.70</a>	<a href="#">\$1,849.99*</a>




Videocard Name	Passmark G3D Mark (higher is better)	Rank (lower is better)	Videocard Value (higher is better)	Price (USD)
<a href="#">Home</a> <b>Video Card</b> ▼				
<a href="#">Radeon PRO W7500</a>	14437	121	NA	NA
<a href="#">Radeon PRO W7600</a>	14226	124	NA	NA
<a href="#">Radeon PRO W7700</a>	19227	63	NA	NA
<a href="#">Radeon PRO W7800</a>	28439	16	NA	NA
<a href="#">Radeon PRO W7900</a>	29355	12	NA	NA
<a href="#">Radeon Pro WX 2100</a>	1841	846	NA	NA
<a href="#">Radeon Pro WX 3100</a>	2559	657	NA	NA
<a href="#">Radeon Pro WX 3200</a>	2414	682	<a href="#">15.25</a>	<a href="#">\$158.35*</a>
<a href="#">Radeon Pro WX 4100</a>	3618	515	<a href="#">7.24</a>	<a href="#">\$499.99*</a>
<a href="#">Radeon Pro WX 4130</a>	2168	746	NA	NA
<a href="#">Radeon Pro WX 4150</a>	2615	641	<a href="#">4.29</a>	<a href="#">\$610.04*</a>
<a href="#">Radeon Pro WX 4170</a>	1409	996	NA	NA
<a href="#">Radeon Pro WX 5100</a>	5548	369	<a href="#">15.41</a>	<a href="#">\$359.99*</a>
<a href="#">Radeon Pro WX 7100</a>	7836	271	<a href="#">7.48</a>	<a href="#">\$1,047.99*</a>
<a href="#">Radeon Pro WX 7130</a>	6715	312	NA	NA
<a href="#">Radeon Pro WX 8200</a>	13526	140	<a href="#">8.46</a>	<a href="#">\$1,599.39*</a>
<a href="#">Radeon Pro WX 9100</a>	12470	162	NA	NA
Videocard Name	Passmark G3D Mark (higher is better)	Rank (lower is better)	Videocard Value (higher is better)	Price (USD)
<a href="#">Radeon Pro WX Vega M GL</a>	4643	438	NA	NA
<a href="#">Radeon R1E</a>	301	1827	NA	NA
<a href="#">Radeon R2</a>	247	1879	NA	NA
<a href="#">Radeon R2E</a>	208	1924	NA	NA
<a href="#">Radeon R3</a>	306	1825	NA	NA
<a href="#">Radeon R3E</a>	224	1900	NA	NA
<a href="#">Radeon R4</a>	336	1795	<a href="#">0.85</a>	<a href="#">\$396.99*</a>
<a href="#">Radeon R4E</a>	487	1650	NA	NA
<a href="#">Radeon R5 220</a>	147	1997	<a href="#">1.73</a>	<a href="#">\$85.26*</a>
<a href="#">Radeon R5 230</a>	221	1904	<a href="#">2.74</a>	<a href="#">\$81.10*</a>
<a href="#">Radeon R5 235</a>	336	1796	<a href="#">5.59</a>	<a href="#">\$60.13*</a>
<a href="#">Radeon R5 235 + HD 7560D Dual</a>	743	1351	NA	NA
<a href="#">Radeon R5 235 + HD 8570D Dual</a>	737	1359	NA	NA
<a href="#">Radeon R5 235X</a>	277	1850	NA	NA
<a href="#">Radeon R5 240</a>	544	1586	<a href="#">6.40</a>	<a href="#">\$85.00*</a>

Videocard Name	Passmark G3D Mark (higher is better)	Rank (lower is better)	Videocard Value (higher is better)	Price (USD)
 <b>Video Card</b> ▼				
<a href="#">Radeon R5 330</a>	920	1010	<a href="#">1.33</a>	<a href="#">\$339.99</a>
<a href="#">Radeon R5 340</a>	935	1192	NA	NA
<a href="#">Radeon R5 420</a>	574	1543	<a href="#">14.39</a>	<a href="#">\$39.95*</a>
<a href="#">Radeon R5 430</a>	912	1207	<a href="#">15.47</a>	<a href="#">\$59.00*</a>
<a href="#">Radeon R5 435</a>	850	1252	NA	NA
<a href="#">Radeon R5 A6-7480</a>	707	1390	NA	NA
<a href="#">Radeon R5 A6-8500P</a>	586	1530	NA	NA
<a href="#">Radeon R5 A6-9400 RADEON R5, 6 COMPUTE CORES 2C+4G</a>	605	1502	NA	NA
<a href="#">Radeon R5 A6-9500 2C+6G</a>	853	1249	NA	NA
<a href="#">Radeon R5 A6-9500 RADEON R5, 8 COMPUTE CORES 2C+6G</a>	928	1198	NA	NA
<a href="#">Radeon R5 A6-9500E 2C+4G</a>	1014	1141	NA	NA
<a href="#">Radeon R5 A6-9500E RADEON R5, 6 COMPUTE CORES 2C+4</a>	726	1369	NA	NA
<a href="#">Radeon R5 A10-9600P 4C+6G</a>	619	1484	NA	NA
<a href="#">Radeon R5 A10-9600P RADEON R5, 10 COMPUTE CORES 4C</a>	699	1397	NA	NA
<a href="#">Radeon R5 A10-9620P 4C+6G</a>	731	1365	NA	NA
<a href="#">Radeon R5 A10-9620P RADEON R5, 10 COMPUTE CORES 4C</a>	668	1422	NA	NA
<a href="#">Radeon R5 A10-9630P 4C+6G</a>	977	1165	NA	NA
<a href="#">Radeon R5 A10-9630P RADEON R5, 10 COMPUTE CORES 4C</a>	734	1362	NA	NA
<a href="#">Radeon R5 A240</a>	576	1540	NA	NA
<a href="#">Radeon R5 M230</a>	414	1727	NA	NA
<a href="#">Radeon R5 M240</a>	449	1700	NA	NA
<a href="#">Radeon R5 M255</a>	538	1594	NA	NA
<a href="#">Radeon R5 M315</a>	473	1667	NA	NA
<a href="#">Radeon R5 M320</a>	454	1695	NA	NA
<a href="#">Radeon R5 M330</a>	595	1513	NA	NA
<a href="#">Radeon R5 M335</a>	548	1577	NA	NA
<a href="#">Radeon R5 M420</a>	488	1648	NA	NA
<a href="#">Radeon R5 M430</a>	648	1444	NA	NA
<a href="#">Radeon R5 M435</a>	804	1289	NA	NA
<a href="#">Radeon R5 Opteron X3216</a>	394	1743	NA	NA


Videocard Name	Passmark G3D Mark (higher is better)	Rank (lower is better)	Videocard Value (higher is better)	Price (USD)
<a href="#">Home</a> <b>Video Card</b> ▼				
<a href="#">Radeon R3 PRO A6-6300B R3, 6 Compute Cores 2C+4G</a>	410	1037	NA	NA
<a href="#">Radeon R5 PRO A6-8530B 2C+4G</a>	689	1406	NA	NA
Videocard Name	Passmark G3D Mark (higher is better)	Rank (lower is better)	Videocard Value (higher is better)	Price (USD)
<a href="#">Radeon R5 PRO A6-8570 2C+6G</a>	847	1255	NA	NA
<a href="#">Radeon R5 PRO A6-8570 R5, 8 COMPUTE CORES 2C+6G</a>	984	1160	NA	NA
<a href="#">Radeon R5 PRO A6-8570E 2C+4G</a>	637	1454	NA	NA
<a href="#">Radeon R5 PRO A6-8570E R5, 6 COMPUTE CORES 2C+4G</a>	689	1405	NA	NA
<a href="#">Radeon R5 PRO A6-9500 2C+6G</a>	1096	1102	NA	NA
<a href="#">Radeon R5 PRO A6-9500 R5, 8 COMPUTE CORES 2C+6G</a>	793	1301	NA	NA
<a href="#">Radeon R5 PRO A6-9500B 2C+4G</a>	693	1401	NA	NA
<a href="#">Radeon R5 PRO A6-9500B R5, 6 COMPUTE CORES 2C+4G</a>	408	1731	NA	NA
<a href="#">Radeon R5 PRO A6-9500E 2C+4G</a>	770	1324	NA	NA
<a href="#">Radeon R5 PRO A8-9600B 4C+6G</a>	658	1430	NA	NA
<a href="#">Radeon R5 PRO A8-9600B R5, 10 COMPUTE CORES 4C+6G</a>	553	1573	NA	NA
<a href="#">Radeon R5 PRO A10-8730B 4C+6G</a>	695	1400	NA	NA
<a href="#">Radeon R5 PRO A10-8730B R5, 10 COMPUTE CORES 4C+6G</a>	612	1493	NA	NA
<a href="#">Radeon R5E</a>	309	1822	NA	NA
<a href="#">Radeon R6</a>	618	1485	NA	NA
<a href="#">Radeon R6 + R7 M265DX Dual</a>	570	1549	NA	NA
<a href="#">Radeon R6 A8-8600P</a>	474	1664	NA	NA
<a href="#">Radeon R6 A10-8700P</a>	541	1591	NA	NA
<a href="#">Radeon R6 A10-9600P 4C+6G</a>	970	1171	NA	NA
<a href="#">Radeon R6 M255DX</a>	605	1501	NA	NA
<a href="#">Radeon R6 Opteron X3418</a>	955	1177	NA	NA
<a href="#">Radeon R6 PRO A8-8600B 4C+6G</a>	531	1602	NA	NA
<a href="#">Radeon R6 PRO A8-8600B R6, 10 Compute Cores 4C+6G</a>	590	1521	NA	NA
<a href="#">Radeon R6 PRO A10-8700B 4C+6G</a>	538	1595	NA	NA
<a href="#">Radeon R6 PRO A10-8700B R6, 10 Compute Cores 4C+6G</a>	539	1592	NA	NA
<a href="#">Radeon R7 240</a>	898	1222	<a href="#">10.62</a>	<a href="#">\$84.56*</a>
<a href="#">Radeon R7 240 + HD 8570D Dual</a>	917	1204	NA	NA
<a href="#">Radeon R7 240 + HD 8670D Dual</a>	930	1197	NA	NA

Videocard Name	Passmark G3D Mark (higher is better)	Rank (lower is better)	Videocard Value (higher is better)	Price (USD)
 <b>Video Card</b> ▼				
<a href="#">Radeon R7 430A</a>	2200	124	<a href="#">11.70</a>	<a href="#">\$134.00</a>
<a href="#">Radeon R7 260</a>	2891	598	<a href="#">32.13</a>	<a href="#">\$89.99*</a>
<a href="#">Radeon R7 260X</a>	3189	569	<a href="#">22.78</a>	<a href="#">\$139.99*</a>
<a href="#">Radeon R7 340</a>	1000	1149	NA	NA
<a href="#">Radeon R7 360</a>	3111	580	<a href="#">21.32</a>	<a href="#">\$145.99*</a>
<a href="#">Radeon R7 370</a>	4509	447	NA	NA
<a href="#">Radeon R7 430</a>	1089	1108	<a href="#">7.23</a>	<a href="#">\$150.58*</a>
<a href="#">Radeon R7 450</a>	1909	821	<a href="#">6.39</a>	<a href="#">\$299.00*</a>
<a href="#">Radeon R7 7850A10-7850K</a>	551	1575	NA	NA
<a href="#">Radeon R7 +8G</a>	1190	1064	NA	NA
<a href="#">Radeon R7 + HD 7700 Dual</a>	1962	801	NA	NA
<a href="#">Radeon R7 + R5 330 Dual</a>	1028	1135	NA	NA
<a href="#">Radeon R7 + R5 340 Dual</a>	1234	1046	NA	NA
<a href="#">Radeon R7 + R5 435 Dual A10-9700 RADEON</a>	885	1229	NA	NA
<a href="#">Radeon R7 + R5 Dual</a>	897	1223	NA	NA
<a href="#">Radeon R7 + R7 200 Dual</a>	1077	1116	NA	NA
<a href="#">Radeon R7 + R7 240 Dual</a>	1045	1126	NA	NA
<a href="#">Radeon R7 + R7 250 Dual</a>	1232	1047	NA	NA
<a href="#">Radeon R7 + R7 350 Dual</a>	1982	796	NA	NA
<a href="#">Radeon R7 A8 PRO-7600B</a>	666	1424	NA	NA
Videocard Name	Passmark G3D Mark (higher is better)	Rank (lower is better)	Videocard Value (higher is better)	Price (USD)
<a href="#">Radeon R7 A8-7500</a>	875	1234	NA	NA
<a href="#">Radeon R7 A8-7500 4C+6G</a>	853	1250	NA	NA
<a href="#">Radeon R7 A8-7600</a>	784	1305	NA	NA
<a href="#">Radeon R7 A8-7650K</a>	745	1350	NA	NA
<a href="#">Radeon R7 A8-7670K</a>	848	1253	NA	NA
<a href="#">Radeon R7 A8-7680</a>	807	1287	NA	NA
<a href="#">Radeon R7 A8-8650</a>	912	1208	NA	NA
<a href="#">Radeon R7 A8-9600 RADEON</a>	827	1270	NA	NA
<a href="#">Radeon R7 A10 Extreme Edition</a>	816	1282	NA	NA
<a href="#">Radeon R7 A10 PRO-7800B</a>	780	1309	NA	NA
<a href="#">Radeon R7 A10 PRO-7850B</a>	822	1275	NA	NA
<a href="#">Radeon R7 A10-7700K</a>	772	1323	NA	NA


Videocard Name	Passmark G3D Mark (higher is better)	Rank (lower is better)	Videocard Value (higher is better)	Price (USD)
 <b>Video Card</b> ▼				
<a href="#">Radeon R7 A10-7600</a>	901	1170	NA	NA
<a href="#">Radeon R7 A10-7860K</a>	927	1199	NA	NA
<a href="#">Radeon R7 A10-7870K</a>	1111	1095	NA	NA
<a href="#">Radeon R7 A10-7890K</a>	975	1167	NA	NA
<a href="#">Radeon R7 A10-8750</a>	856	1246	NA	NA
<a href="#">Radeon R7 A10-8850</a>	773	1322	NA	NA
<a href="#">Radeon R7 A10-9700 RADEON</a>	920	1203	NA	NA
<a href="#">Radeon R7 A10-9700E RADEON</a>	899	1220	NA	NA
<a href="#">Radeon R7 A12-9700P RADEON</a>	730	1366	<a href="#">1.68</a>	<a href="#">\$435.92*</a>
<a href="#">Radeon R7 A12-9720P RADEON</a>	736	1360	<a href="#">2.02</a>	<a href="#">\$365.48*</a>
<a href="#">Radeon R7 A12-9730P RADEON</a>	1026	1137	NA	NA
<a href="#">Radeon R7 A12-9800 RADEON</a>	1081	1110	NA	NA
<a href="#">Radeon R7 A12-9800E RADEON</a>	913	1206	<a href="#">6.56</a>	<a href="#">\$139.19*</a>
<a href="#">Radeon R7 A265</a>	993	1155	NA	NA
<a href="#">Radeon R7 A360</a>	607	1498	NA	NA
<a href="#">Radeon R7 A365</a>	781	1308	NA	NA
<a href="#">Radeon R7 A370</a>	1281	1030	NA	NA
<a href="#">Radeon R7 FX-8800P</a>	829	1268	NA	NA
<a href="#">Radeon R7 FX-9800P RADEON</a>	706	1392	<a href="#">1.33</a>	<a href="#">\$530.00*</a>
<a href="#">Radeon R7 FX-9830P RADEON</a>	1464	978	NA	NA
<a href="#">Radeon R7 G</a>	869	1238	NA	NA
<a href="#">Radeon R7 M260</a>	503	1635	<a href="#">0.63</a>	<a href="#">\$799.00*</a>
<a href="#">Radeon R7 M260DX</a>	816	1281	NA	NA
<a href="#">Radeon R7 M260X</a>	986	1158	NA	NA
<a href="#">Radeon R7 M265</a>	545	1582	NA	NA
<a href="#">Radeon R7 M265DX</a>	498	1638	NA	NA
<a href="#">Radeon R7 M270</a>	766	1330	NA	NA
<a href="#">Radeon R7 M340</a>	655	1433	NA	NA
<a href="#">Radeon R7 M350</a>	1166	1074	NA	NA
<a href="#">Radeon R7 M360</a>	574	1545	NA	NA
<a href="#">Radeon R7 M365X</a>	785	1304	NA	NA
<a href="#">Radeon R7 M370</a>	1417	994	NA	NA
<a href="#">Radeon R7 M380</a>	1668	895	NA	NA

Videocard Name	Passmark G3D Mark (higher is better)	Rank (lower is better)	Videocard Value (higher is better)	Price (USD)
 <b>Video Card</b> ▼				
<a href="#">Radeon R7 M440</a>	943	1107	<a href="#">1.41</a>	<a href="#">\$144.00</a>
<a href="#">Radeon R7 M460</a>	1071	1117	NA	NA
Videocard Name	Passmark G3D Mark (higher is better)	Rank (lower is better)	Videocard Value (higher is better)	Price (USD)
<a href="#">Radeon R7 M465</a>	1143	1084	NA	NA
<a href="#">Radeon R7 M465X</a>	1780	865	NA	NA
<a href="#">Radeon R7 Opteron X3421</a>	1168	1073	NA	NA
<a href="#">Radeon R7 PRO A6-9500 2C+6G</a>	781	1307	NA	NA
<a href="#">Radeon R7 PRO A8-8650B</a>	718	1379	NA	NA
<a href="#">Radeon R7 PRO A8-8670E</a>	1309	1019	NA	NA
<a href="#">Radeon R7 PRO A8-9600</a>	893	1226	NA	NA
<a href="#">Radeon R7 PRO A10-8750B</a>	767	1329	NA	NA
<a href="#">Radeon R7 PRO A10-8770</a>	917	1205	NA	NA
<a href="#">Radeon R7 PRO A10-8770E</a>	825	1272	NA	NA
<a href="#">Radeon R7 PRO A10-8850B</a>	945	1186	NA	NA
<a href="#">Radeon R7 PRO A10-9700</a>	798	1294	NA	NA
<a href="#">Radeon R7 PRO A10-9700B</a>	628	1470	NA	NA
<a href="#">Radeon R7 PRO A10-9700E</a>	970	1170	<a href="#">1.84</a>	<a href="#">\$529.00*</a>
<a href="#">Radeon R7 PRO A12-8800B</a>	597	1510	NA	NA
<a href="#">Radeon R7 PRO A12-8830B</a>	632	1465	NA	NA
<a href="#">Radeon R7 PRO A12-8870</a>	904	1216	NA	NA
<a href="#">Radeon R7 PRO A12-8870E</a>	905	1215	NA	NA
<a href="#">Radeon R7 PRO A12-9800</a>	877	1232	NA	NA
<a href="#">Radeon R7 PRO A12-9800B</a>	702	1396	NA	NA
<a href="#">Radeon R7 PRO A12-9800E</a>	954	1178	NA	NA
<a href="#">Radeon R7E</a>	564	1557	NA	NA
<a href="#">Radeon R8 M365DX</a>	647	1445	NA	NA
<a href="#">Radeon R8 M445DX</a>	796	1297	NA	NA
<a href="#">Radeon R8 M535DX</a>	670	1421	NA	NA
<a href="#">Radeon R9 255</a>	1420	993	<a href="#">4.13</a>	<a href="#">\$344.16*</a>
<a href="#">Radeon R9 260</a>	3181	570	NA	NA
<a href="#">Radeon R9 270</a>	4306	462	NA	NA
<a href="#">Radeon R9 270 / R7 370</a>	4259	463	<a href="#">19.98</a>	<a href="#">\$213.16*</a>
<a href="#">Radeon R9 270X</a>	4867	423	<a href="#">14.91</a>	<a href="#">\$326.50*</a>


Videocard Name	Passmark G3D Mark (higher is better)	Rank (lower is better)	Videocard Value (higher is better)	Price (USD)
<a href="#">Home</a> <b>Video Card</b> ▼				
<a href="#">Radeon R9 280X</a>	5170	331	NA	NA
<a href="#">Radeon R9 285 / 380</a>	5549	368	<a href="#">11.44</a>	<a href="#">\$485.00*</a>
<a href="#">Radeon R9 290</a>	8289	256	NA	NA
<a href="#">Radeon R9 290 / 390</a>	8150	261	<a href="#">21.45</a>	<a href="#">\$380.00*</a>
<a href="#">Radeon R9 290X</a>	8612	246	NA	NA
<a href="#">Radeon R9 290X / 390X</a>	8389	252	<a href="#">26.22</a>	<a href="#">\$319.99*</a>
<a href="#">Radeon R9 295X2</a>	8608	249	<a href="#">17.25</a>	<a href="#">\$499.10*</a>
<a href="#">Radeon R9 350</a>	2002	786	<a href="#">6.70</a>	<a href="#">\$299.00*</a>
<a href="#">Radeon R9 360</a>	3031	585	<a href="#">22.64</a>	<a href="#">\$133.89*</a>
<a href="#">Radeon R9 370</a>	4722	434	<a href="#">29.51</a>	<a href="#">\$159.99*</a>
<a href="#">Radeon R9 380</a>	6133	335	<a href="#">68.16</a>	<a href="#">\$89.99*</a>
<a href="#">Radeon R9 380X</a>	6186	329	<a href="#">17.68</a>	<a href="#">\$349.99*</a>
<a href="#">Radeon R9 390</a>	8911	240	NA	NA
<a href="#">Radeon R9 390X</a>	9416	227	NA	NA
<a href="#">Radeon R9 Fury</a>	9593	218	<a href="#">21.65</a>	<a href="#">\$443.10*</a>
<a href="#">Radeon R9 Fury + Fury X</a>	9741	216	<a href="#">21.65</a>	<a href="#">\$449.99*</a>
<a href="#">Radeon R9 Fury X</a>	9583	219	NA	NA
<a href="#">Radeon R9 M265X</a>	1138	1086	NA	NA
Videocard Name	Passmark G3D Mark (higher is better)	Rank (lower is better)	Videocard Value (higher is better)	Price (USD)
<a href="#">Radeon R9 M270X</a>	1204	1060	NA	NA
<a href="#">Radeon R9 M275</a>	1114	1093	<a href="#">1.59</a>	<a href="#">\$699.99*</a>
<a href="#">Radeon R9 M275X</a>	1615	917	NA	NA
<a href="#">Radeon R9 M275X / M375</a>	1574	936	NA	NA
<a href="#">Radeon R9 M280X</a>	813	1284	NA	NA
<a href="#">Radeon R9 M290X</a>	3256	559	NA	NA
<a href="#">Radeon R9 M295X</a>	5150	403	<a href="#">3.55</a>	<a href="#">\$1,449.00*</a>
<a href="#">Radeon R9 M360</a>	1812	858	NA	NA
<a href="#">Radeon R9 M365X</a>	1481	975	NA	NA
<a href="#">Radeon R9 M370X</a>	1554	943	<a href="#">1.75</a>	<a href="#">\$889.00*</a>
<a href="#">Radeon R9 M375</a>	969	1172	NA	NA
<a href="#">Radeon R9 M375X</a>	1807	859	NA	NA
<a href="#">Radeon R9 M380</a>	2773	616	NA	NA
<a href="#">Radeon R9 M385</a>	2060	770	NA	NA


Videocard Name	Passmark G3D Mark (higher is better)	Rank (lower is better)	Videocard Value (higher is better)	Price (USD)
 <b>Video Card</b> ▼				
<a href="#">Radeon R9 M395</a>	4911	420	NA	NA
<a href="#">Radeon R9 M395X</a>	5194	400	NA	NA
<a href="#">Radeon R9 M470</a>	2330	706	NA	NA
<a href="#">Radeon R9 M470X</a>	3244	562	NA	NA
<a href="#">Radeon R9 M485X</a>	3660	510	NA	NA
<a href="#">Radeon RX590 GME</a>	8600	250	NA	NA
<a href="#">Radeon RX 460</a>	4104	474	<a href="#">24.60</a>	<a href="#">\$166.81*</a>
<a href="#">Radeon RX 470/570</a>	7999	267	<a href="#">20.56</a>	<a href="#">\$388.99*</a>
<a href="#">Radeon RX 480</a>	8611	247	<a href="#">25.33</a>	<a href="#">\$339.99*</a>
<a href="#">Radeon RX 540</a>	1896	829	NA	NA
<a href="#">Radeon RX 550</a>	2729	622	<a href="#">15.08</a>	<a href="#">\$181.00</a>
<a href="#">Radeon RX 550X</a>	2291	715	NA	NA
<a href="#">Radeon RX 560</a>	3649	511	<a href="#">19.68</a>	<a href="#">\$185.46</a>
<a href="#">Radeon RX 560X</a>	3301	554	NA	NA
<a href="#">Radeon RX 570X</a>	1923	816	<a href="#">12.57</a>	<a href="#">\$153.01*</a>
<a href="#">Radeon RX 580</a>	8854	241	<a href="#">49.20</a>	<a href="#">\$179.99*</a>
<a href="#">Radeon RX 580 2048SP</a>	7683	277	NA	NA
<a href="#">Radeon RX 580X</a>	6458	322	NA	NA
<a href="#">Radeon RX 590</a>	9392	228	<a href="#">17.08</a>	<a href="#">\$549.99*</a>
<a href="#">Radeon RX 640</a>	2018	782	NA	NA
<a href="#">Radeon RX 5300</a>	7587	282	NA	NA
<a href="#">Radeon RX 5300M</a>	4307	461	NA	NA
<a href="#">Radeon RX 5500</a>	8784	243	NA	NA
<a href="#">Radeon RX 5500 XT</a>	9133	233	<a href="#">50.38</a>	<a href="#">\$181.29*</a>
<a href="#">Radeon RX 5500M</a>	5568	363	NA	NA
<a href="#">Radeon RX 5600</a>	11489	185	NA	NA
<a href="#">Radeon RX 5600 OEM</a>	12137	172	NA	NA
<a href="#">Radeon RX 5600 XT</a>	13607	138	<a href="#">24.97</a>	<a href="#">\$545.00*</a>
<a href="#">Radeon RX 5600M</a>	8795	242	NA	NA
<a href="#">Radeon RX 5700</a>	14428	122	<a href="#">46.54</a>	<a href="#">\$309.99*</a>
<a href="#">Radeon RX 5700 XT</a>	16559	87	<a href="#">33.91</a>	<a href="#">\$488.33*</a>
<a href="#">Radeon RX 5700 XT 50th Anniversary</a>	16559	88	NA	NA



Videocard Name	Passmark G3D Mark (higher is better)	Rank (lower is better)	Videocard Value (higher is better)	Price (USD)
 <b>Video Card</b> ▼				
videocard name	(higher is better)	(lower is better)	(higher is better)	(USD)
<a href="#">Radeon RX 6300M</a>	6422	323	NA	NA
<a href="#">Radeon RX 6400</a>	7615	280	<a href="#">47.90</a>	<a href="#">\$159.00</a>
<a href="#">Radeon RX 6500</a>	7723	276	NA	NA
<a href="#">Radeon RX 6500 XT</a>	9572	221	<a href="#">56.64</a>	<a href="#">\$169.00</a>
<a href="#">Radeon RX 6500M</a>	7783	274	NA	NA
<a href="#">Radeon RX 6550M</a>	9577	220	NA	NA
<a href="#">Radeon RX 6600</a>	15158	110	<a href="#">79.78</a>	<a href="#">\$189.99</a>
<a href="#">Radeon RX 6600 LE</a>	17540	77	NA	NA
<a href="#">Radeon RX 6600 XT</a>	16508	91	<a href="#">33.02</a>	<a href="#">\$499.99</a>
<a href="#">Radeon RX 6600M</a>	13809	131	<a href="#">69.05</a>	<a href="#">\$199.99*</a>
<a href="#">Radeon RX 6600S</a>	12444	164	NA	NA
<a href="#">Radeon RX 6650 XT</a>	17203	82	<a href="#">81.92</a>	<a href="#">\$209.99</a>
<a href="#">Radeon RX 6650M</a>	15018	114	NA	NA
<a href="#">Radeon RX 6650M XT</a>	17070	83	NA	NA
<a href="#">Radeon RX 6700</a>	19322	60	NA	NA
<a href="#">Radeon RX 6700 XT</a>	19873	53	<a href="#">25.25</a>	<a href="#">\$787.16</a>
<a href="#">Radeon RX 6700M</a>	13548	139	<a href="#">50.18</a>	<a href="#">\$269.99*</a>
<a href="#">Radeon RX 6700S</a>	14969	115	<a href="#">59.88</a>	<a href="#">\$249.99</a>
<a href="#">Radeon RX 6750 GRE 10GB</a>	18613	71	NA	NA
<a href="#">Radeon RX 6750 GRE 12GB</a>	19296	61	NA	NA
<a href="#">Radeon RX 6750 XT</a>	20834	48	<a href="#">69.31</a>	<a href="#">\$300.58</a>
<a href="#">Radeon RX 6800</a>	22184	40	<a href="#">63.72</a>	<a href="#">\$348.17</a>
<a href="#">Radeon RX 6800 XT</a>	25034	27	<a href="#">38.77</a>	<a href="#">\$645.70</a>
<a href="#">Radeon RX 6800M</a>	13257	145	NA	NA
<a href="#">Radeon RX 6800S</a>	15436	104	NA	NA
<a href="#">Radeon RX 6850M</a>	12274	169	NA	NA
<a href="#">Radeon RX 6850M XT</a>	17511	78	NA	NA
<a href="#">Radeon RX 6900 XT</a>	26798	22	<a href="#">17.75</a>	<a href="#">\$1,509.67</a>
<a href="#">Radeon RX 6950 XT</a>	28162	17	<a href="#">28.16</a>	<a href="#">\$999.99*</a>
<a href="#">Radeon RX 7600</a>	16545	89	<a href="#">63.80</a>	<a href="#">\$259.36</a>
<a href="#">Radeon RX 7600 XT</a>	17275	81	<a href="#">53.99</a>	<a href="#">\$319.99</a>
<a href="#">Radeon RX 7600M XT</a>	13288	144	NA	NA

Videocard Name	Passmark G3D Mark (higher is better)	Rank (lower is better)	Videocard Value (higher is better)	Price (USD)
<a href="#">Home</a> <b>Video Card</b> ▼				
<a href="#">Radeon RX 7700 XT</a>	22390	30	<a href="#">39.00</a>	<a href="#">\$379.10</a>
<a href="#">Radeon RX 7700S</a>	15052	112	NA	NA
<a href="#">Radeon RX 7800 XT</a>	24375	29	<a href="#">50.78</a>	<a href="#">\$479.99</a>
<a href="#">Radeon RX 7900 GRE</a>	26799	21	<a href="#">49.63</a>	<a href="#">\$539.99*</a>
<a href="#">Radeon RX 7900 XT</a>	28888	14	<a href="#">43.77</a>	<a href="#">\$659.99</a>
<a href="#">Radeon RX 7900 XTX</a>	31067	8	<a href="#">36.55</a>	<a href="#">\$849.99</a>
<a href="#">Radeon RX 7900M</a>	22751	36	NA	NA
<a href="#">Radeon RX Vega11</a>	1605	923	NA	NA
<a href="#">Radeon RX Vega11 Ryzen 7 3750H</a>	1674	892	NA	NA
<a href="#">Radeon RX Vega11 Ryzen 7 Microsoft Surface Edition</a>	1398	997	NA	NA
<a href="#">Radeon RX Vega 6 Ryzen 3 3200U</a>	906	1214	NA	NA
<a href="#">Radeon RX Vega 8</a>	1501	967	NA	NA
<a href="#">Radeon RX Vega 10</a>	1632	908	NA	NA
<a href="#">Radeon RX Vega 10 Ryzen 7 3700U</a>	1506	965	NA	NA
<a href="#">Radeon RX Vega 10 Ryzen 7 3750H</a>	1854	840	NA	NA
<a href="#">Radeon RX Vega 10 Ryzen 7 PRO 3700U w/</a>	1495	968	NA	NA
Videocard Name	Passmark G3D Mark (higher is better)	Rank (lower is better)	Videocard Value (higher is better)	Price (USD)
<a href="#">Radeon RX Vega 11</a>	2111	757	<a href="#">2.11</a>	<a href="#">\$1,002.00*</a>
<a href="#">Radeon RX Vega 11 PRD</a>	2401	686	NA	NA
<a href="#">Radeon RX Vega 11 Processor</a>	1844	843	NA	NA
<a href="#">Radeon RX Vega 11 Ryzen 5 3350G</a>	1956	804	NA	NA
<a href="#">Radeon RX Vega 11 Ryzen 5 3400G</a>	2185	743	NA	NA
<a href="#">Radeon RX Vega 11 Ryzen 5 3400GE</a>	1866	836	NA	NA
<a href="#">Radeon RX Vega 56</a>	13204	146	<a href="#">17.54</a>	<a href="#">\$752.99*</a>
<a href="#">Radeon RX Vega 64</a>	14283	123	<a href="#">19.04</a>	<a href="#">\$749.99*</a>
<a href="#">Radeon RX Vega - Renoir Ryzen 3 5300U</a>	2312	710	NA	NA
<a href="#">Radeon RX Vega M GH</a>	6569	317	NA	NA
<a href="#">Radeon RX Vega M GL</a>	3799	494	NA	NA
<a href="#">Radeon RX Vega Ryzen 3 5300U</a>	2329	707	NA	NA
<a href="#">Radeon Ryzen 3 3250U</a>	776	1314	NA	NA
<a href="#">Radeon Ryzen 3 5300U</a>	1607	921	NA	NA
<a href="#">Radeon Ryzen 3 5425U</a>	1556	941	NA	NA
<a href="#">Radeon Ryzen 3 7330U</a>	1700	886	NA	NA


Videocard Name	Passmark G3D Mark (higher is better)	Rank (lower is better)	Videocard Value (higher is better)	Price (USD)
 <b>Video Card</b> ▼				
<a href="#"><u>Radeon Ryzen 3 PRO 4350GE</u></a>	1431	900	NA	NA
<a href="#"><u>Radeon Ryzen 3 PRO 5450U</u></a>	1777	866	NA	NA
<a href="#"><u>Radeon Ryzen 3 PRO 5475U</u></a>	1541	951	NA	NA
<a href="#"><u>Radeon Ryzen 3 PRO 7330U</u></a>	1854	841	NA	NA
<a href="#"><u>Radeon Ryzen 3 PRO 7335U</u></a>	2034	777	NA	NA
<a href="#"><u>Radeon Ryzen 5 3450U</u></a>	1132	1087	NA	NA
<a href="#"><u>Radeon Ryzen 5 4600GE with Radeon Graphics</u></a>	1896	828	NA	NA
<a href="#"><u>Radeon Ryzen 5 5500GT</u></a>	2663	636	NA	NA
<a href="#"><u>Radeon Ryzen 5 5500U</u></a>	2085	763	NA	NA
<a href="#"><u>Radeon Ryzen 5 5560U</u></a>	2042	775	NA	NA
<a href="#"><u>Radeon Ryzen 5 5600GE</u></a>	2578	656	NA	NA
<a href="#"><u>Radeon Ryzen 5 5600GT</u></a>	2583	652	NA	NA
<a href="#"><u>Radeon Ryzen 5 5600H</u></a>	2387	688	NA	NA
<a href="#"><u>Radeon Ryzen 5 5600U</u></a>	2108	759	NA	NA
<a href="#"><u>Radeon Ryzen 5 5625U</u></a>	2147	751	NA	NA
<a href="#"><u>Radeon Ryzen 5 6600H</u></a>	3701	503	NA	NA
<a href="#"><u>Radeon Ryzen 5 6600HS Creator Edition</u></a>	3753	498	NA	NA
<a href="#"><u>Radeon Ryzen 5 6600U</u></a>	3381	541	NA	NA
<a href="#"><u>Radeon Ryzen 5 7430U</u></a>	2199	739	NA	NA
<a href="#"><u>Radeon Ryzen 5 7530U</u></a>	2231	731	NA	NA
<a href="#"><u>Radeon Ryzen 5 7535HS</u></a>	3321	551	NA	NA
<a href="#"><u>Radeon Ryzen 5 7535U</u></a>	3262	556	NA	NA
<a href="#"><u>Radeon Ryzen 5 7600 6-Core</u></a>	1826	853	NA	NA
<a href="#"><u>Radeon Ryzen 5 7600X3D 6-Core</u></a>	1934	812	NA	NA
<a href="#"><u>Radeon Ryzen 5 7600X 6-Core</u></a>	1725	878	NA	NA
<a href="#"><u>Radeon Ryzen 5 Microsoft Surface Edition</u></a>	2078	764	NA	NA
<a href="#"><u>Radeon Ryzen 5 PRO 4655G</u></a>	2375	691	NA	NA
<a href="#"><u>Radeon Ryzen 5 PRO 4655GE</u></a>	2361	698	NA	NA
<a href="#"><u>Radeon Ryzen 5 PRO 5650G</u></a>	2281	718	NA	NA
<a href="#"><u>Radeon Ryzen 5 PRO 5650GE</u></a>	2379	690	NA	NA
<a href="#"><u>Radeon Ryzen 5 PRO 5655G</u></a>	2427	680	NA	NA
<a href="#"><u>Radeon Ryzen 5 PRO 5675U</u></a>	1934	810	NA	NA
Videocard Name	Passmark G3D Mark (higher is better)	Rank (lower is better)	Videocard Value (higher is better)	Price (USD)

Videocard Name	Passmark G3D Mark (higher is better)	Rank (lower is better)	Videocard Value (higher is better)	Price (USD)
 <b>Video Card</b> ▼				
<a href="#">Radeon Ryzen 5 PRO 7530U</a>	1527	936	NA	NA
<a href="#">Radeon Ryzen 5 PRO 7645 6-Core</a>	1552	946	NA	NA
<a href="#">Radeon Ryzen 7 3700U</a>	1345	1012	NA	NA
<a href="#">Radeon Ryzen 7 4700G</a>	2611	642	NA	NA
<a href="#">Radeon Ryzen 7 4700GE</a>	2610	643	NA	NA
<a href="#">Radeon Ryzen 7 4700U</a>	2042	776	NA	NA
<a href="#">Radeon Ryzen 7 4800H</a>	3462	533	NA	NA
<a href="#">Radeon Ryzen 7 4800HS</a>	3554	521	NA	NA
<a href="#">Radeon Ryzen 7 4800U</a>	2317	709	NA	NA
<a href="#">Radeon Ryzen 7 5700U</a>	2306	712	NA	NA
<a href="#">Radeon Ryzen 7 5800H</a>	2824	607	NA	NA
<a href="#">Radeon Ryzen 7 5800HS</a>	2505	669	NA	NA
<a href="#">Radeon Ryzen 7 5800U</a>	2406	685	NA	NA
<a href="#">Radeon Ryzen 7 5825U</a>	2387	689	NA	NA
<a href="#">Radeon Ryzen 7 6800H</a>	5410	376	NA	NA
<a href="#">Radeon Ryzen 7 6800HS</a>	6125	336	NA	NA
<a href="#">Radeon Ryzen 7 6800HS Creator Edition</a>	5460	373	NA	NA
<a href="#">Radeon Ryzen 7 6800U</a>	4584	442	NA	NA
<a href="#">Radeon Ryzen 7 6810U</a>	5937	343	NA	NA
<a href="#">Radeon Ryzen 7 7700 8-Core</a>	1696	887	NA	NA
<a href="#">Radeon Ryzen 7 7700X 8-Core</a>	2126	753	NA	NA
<a href="#">Radeon Ryzen 7 7730U</a>	2467	673	NA	NA
<a href="#">Radeon Ryzen 7 7735H</a>	5238	394	NA	NA
<a href="#">Radeon Ryzen 7 7735HS</a>	5286	387	NA	NA
<a href="#">Radeon Ryzen 7 7735U</a>	5164	401	NA	NA
<a href="#">Radeon Ryzen 7 7736U</a>	5928	344	NA	NA
<a href="#">Radeon Ryzen 7 7800X3D 8-Core</a>	1890	831	NA	NA
<a href="#">Radeon Ryzen 7 Microsoft Surface Edition</a>	2289	716	NA	NA
<a href="#">Radeon Ryzen 7 PRO 4750G</a>	2589	650	NA	NA
<a href="#">Radeon Ryzen 7 PRO 4750GE</a>	2367	693	NA	NA
<a href="#">Radeon Ryzen 7 PRO 4750U</a>	2052	773	NA	NA
<a href="#">Radeon Ryzen 7 PRO 5875U</a>	1989	792	NA	NA
<a href="#">Radeon Ryzen 7 PRO 6850H</a>	5689	356	NA	NA

Videocard Name	Passmark G3D Mark (higher is better)	Rank (lower is better)	Videocard Value (higher is better)	Price (USD)
<a href="#">Home</a> <b>Video Card</b> ▼				
<a href="#">Radeon Ryzen 7 PRO 6600U</a>	3140	404	NA	NA
<a href="#">Radeon Ryzen 7 PRO 6860Z</a>	4594	441	NA	NA
<a href="#">Radeon Ryzen 7 PRO 7730U</a>	2334	705	NA	NA
<a href="#">Radeon Ryzen 7 Pro 7735U</a>	4187	468	NA	NA
<a href="#">Radeon Ryzen 7 PRO 7745 8-Core</a>	1581	934	NA	NA
<a href="#">Radeon Ryzen 9 4900H</a>	2669	635	NA	NA
<a href="#">Radeon Ryzen 9 5900H</a>	2960	592	NA	NA
<a href="#">Radeon Ryzen 9 6900HS</a>	7183	294	NA	NA
<a href="#">Radeon Ryzen 9 7900 12-Core</a>	2204	738	NA	NA
<a href="#">Radeon Ryzen 9 7900X3D 12-Core</a>	1748	872	NA	NA
<a href="#">Radeon Ryzen 9 7900X 12-Core</a>	2512	667	NA	NA
<a href="#">Radeon Ryzen 9 7950X3D 16-Core</a>	1678	891	NA	NA
<a href="#">Radeon Ryzen 9 7950X 16-Core</a>	3898	486	NA	NA
<a href="#">Radeon Ryzen 9 PRO 6950H</a>	5876	347	NA	NA
Videocard Name	Passmark G3D Mark (higher is better)	Rank (lower is better)	Videocard Value (higher is better)	Price (USD)
<a href="#">Radeon Ryzen 9 PRO 6950HS</a>	4250	465	NA	NA
<a href="#">Radeon Ryzen 9 PRO 7945 12-Core</a>	1725	877	NA	NA
<a href="#">Radeon Ryzen Embedded R2514</a>	1482	973	NA	NA
<a href="#">Radeon Ryzen Embedded R2544</a>	1864	837	NA	NA
<a href="#">Radeon Ryzen Embedded V2516</a>	1527	956	NA	NA
<a href="#">Radeon Ryzen Embedded V2718</a>	1998	787	NA	NA
<a href="#">Radeon Ryzen Embedded V2748</a>	1842	844	NA	NA
<a href="#">Radeon Sky 500</a>	4709	436	NA	NA
<a href="#">Radeon TM</a>	5721	353	NA	NA
<a href="#">Radeon TM R9 A360</a>	2060	771	NA	NA
<a href="#">Radeon VE</a>	2	2585	NA	NA
<a href="#">Radeon Vega 2</a>	506	1632	NA	NA
<a href="#">Radeon Vega 2 Athlon Silver 3050U</a>	542	1590	NA	NA
<a href="#">Radeon Vega 3</a>	888	1228	<a href="#">0.33</a>	<a href="#">\$2,677.99*</a>
<a href="#">Radeon Vega 3 3020e</a>	568	1551	NA	NA
<a href="#">Radeon Vega 3 Athlon 300GE</a>	1044	1128	NA	NA
<a href="#">Radeon Vega 3 Athlon 300U</a>	861	1244	NA	NA
<a href="#">Radeon Vega 3 Athlon 320GE</a>	677	1417	NA	NA

Videocard Name	Passmark G3D Mark (higher is better)	Rank (lower is better)	Videocard Value (higher is better)	Price (USD)
<a href="#">Home</a> <b>Video Card</b> ▼				
<a href="#">Radeon Vega 3 Athlon Gold 3150G</a>	1112	1072	NA	NA
<a href="#">Radeon Vega 3 Athlon Gold 3150U</a>	602	1506	NA	NA
<a href="#">Radeon Vega 3 Athlon PRO 300GE w/</a>	935	1193	NA	NA
<a href="#">Radeon Vega 3 Athlon Silver 3050e</a>	500	1637	NA	NA
<a href="#">Radeon Vega 3 Athlon Silver 3050U</a>	855	1247	NA	NA
<a href="#">Radeon Vega 3 Mobile</a>	1034	1132	NA	NA
<a href="#">Radeon Vega 3 Ryzen 3 3200U</a>	848	1254	NA	NA
<a href="#">Radeon Vega 3 Ryzen 3 3250U</a>	776	1313	NA	NA
<a href="#">Radeon Vega 3 Ryzen Embedded R1305G</a>	358	1776	NA	NA
<a href="#">Radeon Vega 3 Ryzen Embedded R1505G</a>	736	1361	NA	NA
<a href="#">Radeon Vega 6</a>	1308	1021	<a href="#">0.73</a>	<a href="#">\$1,799.99*</a>
<a href="#">Radeon Vega 6 Ryzen 3 3300U</a>	1297	1027	NA	NA
<a href="#">Radeon Vega 6 Ryzen 3 3350U</a>	1537	953	NA	NA
<a href="#">Radeon Vega 6 Ryzen 3 PRO 3300U w/</a>	1348	1010	NA	NA
<a href="#">Radeon Vega 8</a>	1583	933	<a href="#">12.48</a>	<a href="#">\$126.86*</a>
<a href="#">Radeon Vega 8 Mobile</a>	1421	992	NA	NA
<a href="#">Radeon Vega 8 Ryzen 3 3200G</a>	1933	813	NA	NA
<a href="#">Radeon Vega 8 Ryzen 3 PRO 3200G</a>	1836	849	NA	NA
<a href="#">Radeon Vega 8 Ryzen 3 PRO 3200GE w/</a>	1550	947	NA	NA
<a href="#">Radeon Vega 8 Ryzen 5 3450U</a>	1252	1038	NA	NA
<a href="#">Radeon Vega 8 Ryzen 5 3500U</a>	1393	999	NA	NA
<a href="#">Radeon Vega 8 Ryzen 5 3550H</a>	1680	890	NA	NA
<a href="#">Radeon Vega 8 Ryzen 5 PRO 3500U w/</a>	1495	969	NA	NA
<a href="#">Radeon Vega 9</a>	1590	930	NA	NA
<a href="#">Radeon Vega 9 Ryzen 5 3550H</a>	1561	940	NA	NA
<a href="#">Radeon Vega 9 Ryzen 5 Microsoft Surface Edition</a>	1516	960	NA	NA
<a href="#">Radeon Vega 10</a>	1563	939	NA	NA
<a href="#">Radeon Vega 10 Mobile</a>	1526	957	NA	NA
<a href="#">Radeon Vega 10 Ryzen 7 PRO 3700U w/</a>	1665	897	NA	NA
<a href="#">Radeon Vega 11</a>	1841	845	NA	NA
Videocard Name	Passmark G3D Mark (higher is better)	Rank (lower is better)	Videocard Value (higher is better)	Price (USD)
<a href="#">Radeon Vega 11 Ryzen 5 PRO 3350G</a>	2368	692	NA	NA
<a href="#">Radeon Vega 11 Ryzen 5 PRO 3400G</a>	1974	797	NA	NA


Videocard Name	Passmark G3D Mark (higher is better)	Rank (lower is better)	Videocard Value (higher is better)	Price (USD)
<div>  <b>Video Card</b>  </div>				
<u>Radeon Vega Frontier Edition</u>	15131	147	<a href="#">1.00</a>	<a href="#">\$1,079.99</a>
<u>Radeon VII</u>	16644	86	<a href="#">8.76</a>	<a href="#">\$1,899.95*</a>
<u>RADEON X300SE</u>	38	2333	NA	NA
<u>RADEON X550</u>	50	2279	NA	NA
<u>RADEON X550XT</u>	56	2267	NA	NA
<u>Radeon X550XTX</u>	70	2218	NA	NA
<u>RADEON X600 256MB HyperMemory</u>	56	2266	NA	NA
<u>RADEON X600 PRO</u>	67	2234	<a href="#">0.42</a>	<a href="#">\$160.49*</a>
<u>RADEON X600 SE</u>	49	2287	<a href="#">0.87</a>	<a href="#">\$56.18*</a>
<u>RADEON X600XT</u>	91	2162	NA	NA
<u>RADEON X700</u>	72	2212	NA	NA
<u>RADEON X700 PRO</u>	75	2202	NA	NA
<u>RADEON X700 SE</u>	71	2216	NA	NA
<u>RADEON X800 GT</u>	84	2178	NA	NA
<u>RADEON X800 GTO</u>	114	2092	NA	NA
<u>RADEON X800 PRO</u>	64	2241	NA	NA
<u>RADEON X800 PRO/GTO</u>	73	2209	NA	NA
<u>RADEON X800 SE</u>	129	2043	NA	NA
<u>RADEON X800 XL</u>	69	2225	NA	NA
<u>RADEON X800 XT</u>	97	2145	NA	NA
<u>RADEON X800 XT Platinum Edition</u>	81	2191	NA	NA
<u>RADEON X800GT</u>	79	2197	NA	NA
<u>RADEON X850 PRO</u>	72	2211	NA	NA
<u>RADEON X850 XT</u>	81	2193	NA	NA
<u>RADEON X850 XT Platinum Edition</u>	81	2185	NA	NA
<u>Radeon X1050</u>	49	2286	NA	NA
<u>Radeon X1200</u>	32	2366	NA	NA
<u>Radeon X1250</u>	37	2338	NA	NA
<u>Radeon X1270</u>	31	2371	NA	NA
<u>Radeon X1300</u>	58	2258	<a href="#">0.61</a>	<a href="#">\$95.78*</a>
<u>Radeon X1300 PRO</u>	84	2176	NA	NA
<u>Radeon X1550</u>	66	2238	<a href="#">0.43</a>	<a href="#">\$155.00*</a>
<u>Radeon X1550 64-bit</u>	47	2291	NA	NA


Videocard Name	Passmark G3D Mark (higher is better)	Rank (lower is better)	Videocard Value (higher is better)	Price (USD)
 <b>Video Card</b> ▼				
<u>Radeon X1000 Pro</u>	30	2130	NA	NA
<u>Radeon X1600 Pro / X1300XT</u>	69	2226	NA	NA
<u>Radeon X1600 XT</u>	115	2087	NA	NA
<u>Radeon X1650 GTO</u>	74	2205	NA	NA
<u>Radeon X1650 Pro</u>	84	2173	<a href="#">0.53</a>	<a href="#">\$160.89*</a>
<u>Radeon X1650 SE</u>	71	2217	NA	NA
<u>Radeon X1700 Targa Edition</u>	116	2082	NA	NA
<u>Radeon X1800 GTO</u>	140	2013	NA	NA
<u>Radeon X1900 CrossFire Edition</u>	137	2027	NA	NA
<u>Radeon X1900 GT</u>	145	2003	NA	NA
<u>Radeon X1950 CrossFire Edition</u>	151	1990	NA	NA
<u>Radeon X1950 GT</u>	106	2116	NA	NA
Videocard Name	Passmark G3D Mark (higher is better)	Rank (lower is better)	Videocard Value (higher is better)	Price (USD)
<u>Radeon X1950 Pro</u>	112	2097	NA	NA
<u>RADEON XPRESS 200</u>	29	2377	NA	NA
<u>RADEON XPRESS 200 CROSSFIRE</u>	18	2418	NA	NA
<u>RADEON XPRESS 200M</u>	22	2408	NA	NA
<u>Radeon Xpress 1100</u>	34	2355	NA	NA
<u>Radeon Xpress 1150</u>	29	2376	NA	NA
<u>Radeon Xpress 1200</u>	35	2346	NA	NA
<u>Radeon Xpress 1250</u>	42	2310	NA	NA
<u>Radeon Xpress 1270</u>	26	2387	NA	NA
<u>Radeon Xpress 1300</u>	52	2271	NA	NA
<u>Radeon Xpress 1300M</u>	40	2321	NA	NA
<u>RadeonT 610M</u>	1101	1099	NA	NA
<u>RadeonT 660M Ryzen 5 7535HS</u>	4051	477	NA	NA
<u>RadeonT 680M Ryzen 7 7735HS</u>	5650	358	NA	NA
<u>RadeonT 780M</u>	7102	296	NA	NA
<u>RadeonT RX 6850M XT</u>	13847	129	NA	NA
<u>RadeonT RX Vega 11</u>	1621	911	NA	NA
<u>Rage 128 Pro</u>	1	2594	NA	NA
<u>RAGE 128 PRO AGP 4X TMDs</u>	1	2596	NA	NA
<u>Rage Fury Pro/Xpert 2000 Pro</u>	3	2557	NA	NA



Videocard Name	Passmark G3D Mark (higher is better)	Rank (lower is better)	Videocard Value (higher is better)	Price (USD)
<a href="#">Home</a> <b>Video Card</b> ▼				
<a href="#">RED Hat QAL controller</a>	31	2309	NA	NA
<a href="#">RGH Drivers v3</a>	11	2437	NA	NA
<a href="#">RIVA TNT2 Model 64/Model 64 Pro</a>	3	2534	NA	NA
<a href="#">RIVA TNT2/TNT2 Pro</a>	3	2546	NA	NA
<a href="#">RTX 500 Ada Generation Laptop GPU</a>	11131	190	NA	NA
<a href="#">RTX 1000 Ada Generation Laptop GPU</a>	14060	127	NA	NA
<a href="#">RTX 2000 Ada Generation</a>	17777	75	NA	NA
<a href="#">RTX 2000 Ada Generation Laptop GPU</a>	15229	109	NA	NA
<a href="#">RTX 3000 Ada Generation Laptop GPU</a>	16113	96	NA	NA
<a href="#">RTX 3500 Ada Generation Laptop GPU</a>	18957	65	NA	NA
<a href="#">RTX 4000 Ada Generation</a>	24783	28	NA	NA
<a href="#">RTX 4000 Ada Generation Laptop GPU</a>	22878	33	NA	NA
<a href="#">RTX 4000 SFF Ada Generation</a>	21042	47	NA	NA
<a href="#">RTX 4500 Ada Generation</a>	29977	10	NA	NA
<a href="#">RTX 5000 Ada Generation</a>	29010	13	NA	NA
<a href="#">RTX 5000 Ada Generation Laptop GPU</a>	24196	30	NA	NA
<a href="#">RTX 5880 Ada Generation</a>	34568	4	NA	NA
<a href="#">RTX 6000 Ada Generation</a>	28865	15	NA	NA
<a href="#">RTX A400</a>	4346	458	NA	NA
<a href="#">RTX A500 Embedded GPU</a>	1959	802	NA	NA
<a href="#">RTX A500 Laptop GPU</a>	6765	310	NA	NA
<a href="#">RTX A1000</a>	10741	197	NA	NA
<a href="#">RTX A1000 6GB Laptop GPU</a>	10152	208	NA	NA
<a href="#">RTX A1000 Embedded GPU</a>	11368	187	NA	NA
<a href="#">RTX A1000 Laptop GPU</a>	9548	222	NA	NA
<a href="#">RTX A2000</a>	13703	135	<a href="#">31.55</a>	<a href="#">\$434.33*</a>
<a href="#">RTX A2000 8GB Laptop GPU</a>	10915	195	NA	NA
<a href="#">RTX A2000 12GB</a>	13685	136	NA	NA
Videocard Name	Passmark G3D Mark (higher is better)	Rank (lower is better)	Videocard Value (higher is better)	Price (USD)
<a href="#">RTX A2000 Laptop GPU</a>	9910	212	NA	NA
<a href="#">RTX A3000 12GB Laptop GPU</a>	14183	125	NA	NA
<a href="#">RTX A3000 Laptop GPU</a>	12480	161	NA	NA
<a href="#">RTX A4000</a>	19454	59	<a href="#">25.94</a>	<a href="#">\$749.99*</a>

Videocard Name	Passmark G3D Mark (higher is better)	Rank (lower is better)	Videocard Value (higher is better)	Price (USD)
<a href="#">Home</a> <b>Video Card</b> ▼				
<a href="#">RTX A4500</a>	21039	43	<a href="#">13.90</a>	<a href="#">\$1,349.99</a>
<a href="#">RTX A4500 Embedded GPU</a>	10916	194	NA	NA
<a href="#">RTX A4500 Laptop GPU</a>	17424	79	NA	NA
<a href="#">RTX A5000</a>	22877	34	<a href="#">10.26</a>	<a href="#">\$2,229.99*</a>
<a href="#">RTX A5000 Laptop GPU</a>	16125	95	NA	NA
<a href="#">RTX A5500</a>	21966	43	<a href="#">10.12</a>	<a href="#">\$2,169.99*</a>
<a href="#">RTX A5500 Laptop GPU</a>	17350	80	NA	NA
<a href="#">RTX A6000</a>	22482	37	<a href="#">5.47</a>	<a href="#">\$4,109.99*</a>
<a href="#">RV530 PRO</a>	118	2075	NA	NA
<a href="#">Ryzen 3 4300G with Radeon Graphics</a>	2063	769	NA	NA
<a href="#">Ryzen 3 4300GE with Radeon Graphics</a>	2257	729	NA	NA
<a href="#">Ryzen 3 4300U with Radeon Graphics</a>	1362	1006	NA	NA
<a href="#">Ryzen 3 5300G with Radeon Graphics</a>	1956	805	NA	NA
<a href="#">Ryzen 3 5300GE with Radeon Graphics</a>	1917	818	NA	NA
<a href="#">Ryzen 3 5300U with Radeon Graphics</a>	1527	955	NA	NA
<a href="#">Ryzen 3 5400U with Radeon Graphics</a>	1593	928	NA	NA
<a href="#">Ryzen 3 5425U with Radeon Graphics</a>	1667	896	NA	NA
<a href="#">Ryzen 3 7330U with Radeon Graphics</a>	1649	901	NA	NA
<a href="#">Ryzen 3 PRO 4200GE with Radeon Graphics</a>	1748	873	NA	NA
<a href="#">Ryzen 3 PRO 4300U with Radeon Graphics</a>	1542	949	NA	NA
<a href="#">Ryzen 3 Pro 4350G with Radeon Graphics</a>	2114	755	NA	NA
<a href="#">Ryzen 3 PRO 4350GE with Radeon Graphics</a>	1896	826	NA	NA
<a href="#">Ryzen 3 PRO 4450U with Radeon Graphics</a>	1542	950	NA	NA
<a href="#">Ryzen 3 PRO 5350G with Radeon Graphics</a>	2325	708	NA	NA
<a href="#">Ryzen 3 PRO 5350GE with Radeon Graphics</a>	1800	860	NA	NA
<a href="#">Ryzen 3 PRO 5450U with Radeon Graphics</a>	1601	926	NA	NA
<a href="#">Ryzen 3 PRO 5475U with Radeon Graphics</a>	1431	987	NA	NA
<a href="#">Ryzen 3 PRO 7330U with Radeon Graphics</a>	1984	795	NA	NA
<a href="#">Ryzen 5 2500U with Radeon Vega</a>	1503	966	NA	NA
<a href="#">Ryzen 5 4500U with Radeon Graphics</a>	1818	855	NA	NA
<a href="#">Ryzen 5 4600G with Radeon Graphics</a>	2361	696	NA	NA
<a href="#">Ryzen 5 4600H with Radeon Graphics</a>	2189	741	NA	NA
<a href="#">Ryzen 5 4600HS with Radeon Graphics</a>	8370	254	NA	NA

Videocard Name	Passmark G3D Mark (higher is better)	Rank (lower is better)	Videocard Value (higher is better)	Price (USD)
 <b>Video Card</b> ▼				
<a href="#">Ryzen 5 5500U with Radeon Graphics</a>	1991	190	NA	NA
<a href="#">Ryzen 5 5560U with Radeon Graphics</a>	2073	766	NA	NA
<a href="#">Ryzen 5 5600G with Radeon Graphics</a>	2582	654	NA	NA
<a href="#">Ryzen 5 5600GE with Radeon Graphics</a>	2601	647	NA	NA
<a href="#">Ryzen 5 5600GT with Radeon Graphics</a>	2006	784	NA	NA
<a href="#">Ryzen 5 5600H with Radeon Graphics</a>	2336	704	NA	NA
<a href="#">Ryzen 5 5600U with Radeon Graphics</a>	2178	744	NA	NA
<a href="#">Ryzen 5 5625U with Radeon Graphics</a>	1989	791	NA	NA
<a href="#">Ryzen 5 6600H with Radeon Graphics</a>	3525	524	NA	NA
<a href="#">Ryzen 5 6600HS Creator Edition</a>	3671	508	NA	NA
Videocard Name	Passmark G3D Mark (higher is better)	Rank (lower is better)	Videocard Value (higher is better)	Price (USD)
<a href="#">Ryzen 5 6600U with Radeon Graphics</a>	3233	565	NA	NA
<a href="#">Ryzen 5 7530U with Radeon Graphics</a>	2269	723	NA	NA
<a href="#">Ryzen 5 7535U with Radeon Graphics</a>	3529	523	NA	NA
<a href="#">Ryzen 5 PRO 4400G with Radeon Graphics</a>	2305	713	NA	NA
<a href="#">Ryzen 5 PRO 4400GE with Radeon Graphics</a>	1441	980	NA	NA
<a href="#">Ryzen 5 PRO 4500U with Radeon Graphics</a>	2007	783	NA	NA
<a href="#">Ryzen 5 Pro 4650G with Radeon Graphics</a>	2397	687	NA	NA
<a href="#">Ryzen 5 PRO 4650GE with Radeon Graphics</a>	2119	754	NA	NA
<a href="#">Ryzen 5 PRO 4650U with Radeon Graphics</a>	1750	871	NA	NA
<a href="#">Ryzen 5 PRO 5650G with Radeon Graphics</a>	2500	670	NA	NA
<a href="#">Ryzen 5 PRO 5650GE with Radeon Graphics</a>	2435	677	NA	NA
<a href="#">Ryzen 5 PRO 5650U with Radeon Graphics</a>	2044	774	NA	NA
<a href="#">Ryzen 5 PRO 5675U with Radeon Graphics</a>	1719	880	NA	NA
<a href="#">Ryzen 5 PRO 6650U</a>	3519	525	NA	NA
<a href="#">Ryzen 5 PRO 6650U with Radeon Graphics</a>	3515	527	NA	NA
<a href="#">Ryzen 5 PRO 7530U with Radeon Graphics</a>	1937	809	NA	NA
<a href="#">Ryzen 7 2700U with Radeon Vega</a>	1617	915	NA	NA
<a href="#">Ryzen 7 4700G with Radeon Graphics</a>	2186	742	NA	NA
<a href="#">Ryzen 7 4700GE with Radeon Graphics</a>	2496	671	NA	NA
<a href="#">Ryzen 7 4700U with Radeon Graphics</a>	2034	778	NA	NA
<a href="#">Ryzen 7 4800H with Radeon Graphics</a>	2113	756	NA	NA
<a href="#">Ryzen 7 4800U with Radeon Graphics</a>	2343	701	NA	NA

Videocard Name	Passmark G3D Mark (higher is better)	Rank (lower is better)	Videocard Value (higher is better)	Price (USD)
 <b>Video Card</b> ▼				
<a href="#">Ryzen 7 5700G with Radeon Graphics</a>	2111	511	NA	NA
<a href="#">Ryzen 7 5700U with Radeon Graphics</a>	2246	730	NA	NA
<a href="#">Ryzen 7 5800H with Radeon Graphics</a>	2740	620	NA	NA
<a href="#">Ryzen 7 5800HS with Radeon Graphics</a>	2917	597	NA	NA
<a href="#">Ryzen 7 5800U with Radeon Graphics</a>	2361	697	NA	NA
<a href="#">Ryzen 7 5825U with Radeon Graphics</a>	2342	703	NA	NA
<a href="#">Ryzen 7 6800H</a>	5247	393	NA	NA
<a href="#">Ryzen 7 6800H with Radeon Graphics</a>	4801	428	NA	NA
<a href="#">Ryzen 7 6800HS</a>	5237	395	NA	NA
<a href="#">Ryzen 7 6800HS Creator Edition</a>	5382	378	NA	NA
<a href="#">Ryzen 7 6800HS with Radeon Graphics</a>	6677	315	NA	NA
<a href="#">Ryzen 7 6800U</a>	5006	415	NA	NA
<a href="#">Ryzen 7 6800U with Radeon Graphics</a>	4829	425	NA	NA
<a href="#">Ryzen 7 7730U with Radeon Graphics</a>	2470	672	NA	NA
<a href="#">Ryzen 7 7735HS with Radeon Graphics</a>	5127	405	NA	NA
<a href="#">Ryzen 7 7735U with Radeon Graphics</a>	5215	397	NA	NA
<a href="#">Ryzen 7 Extreme Edition</a>	2226	734	NA	NA
<a href="#">Ryzen 7 Pro 4750G with Radeon Graphics</a>	2681	633	NA	NA
<a href="#">Ryzen 7 PRO 4750GE with Radeon Graphics</a>	2549	659	NA	NA
<a href="#">Ryzen 7 PRO 4750U with Radeon Graphics</a>	2029	779	NA	NA
<a href="#">Ryzen 7 PRO 5750G with Radeon Graphics</a>	2430	678	NA	NA
<a href="#">Ryzen 7 PRO 5750GE with Radeon Graphics</a>	2517	666	NA	NA
<a href="#">Ryzen 7 PRO 5850U with Radeon Graphics</a>	2277	720	NA	NA
<a href="#">Ryzen 7 PRO 5875U with Radeon Graphics</a>	2067	768	NA	NA
<a href="#">Ryzen 7 PRO 6850HS with Radeon Graphics</a>	3736	500	NA	NA
<a href="#">Ryzen 7 PRO 6850U</a>	5580	361	NA	NA
Videocard Name	Passmark G3D Mark (higher is better)	Rank (lower is better)	Videocard Value (higher is better)	Price (USD)
<a href="#">Ryzen 7 PRO 6850U with Radeon Graphics</a>	5115	406	NA	NA
<a href="#">Ryzen 7 PRO 6860Z</a>	5076	410	NA	NA
<a href="#">Ryzen 7 PRO 6860Z with Radeon Graphics</a>	4869	422	NA	NA
<a href="#">Ryzen 7 PRO 7730U with Radeon Graphics</a>	2549	660	NA	NA
<a href="#">Ryzen 9 4900HS with Radeon Graphics</a>	7418	288	NA	NA
<a href="#">Ryzen 9 5900HS with Radeon Graphics</a>	5570	362	NA	NA

Videocard Name	Passmark G3D Mark (higher is better)	Rank (lower is better)	Videocard Value (higher is better)	Price (USD)
<a href="#">Home</a> <b>Video Card</b> ▼				
<a href="#">Ryzen 9 6900HS</a>	6097	200	NA	NA
<a href="#">Ryzen 9 6900HS with Radeon Graphics</a>	6097	338	NA	NA
<a href="#">Ryzen 9 6900HX with Radeon Graphics</a>	5383	377	NA	NA
<a href="#">Ryzen 9 PRO 6950H</a>	5758	350	NA	NA
<a href="#">Ryzen 9 PRO 6950HS with Radeon Graphics</a>	4704	437	NA	NA
<a href="#">S3 5400EW</a>	146	2001	NA	NA
<a href="#">S3 Chrome 430 ULP</a>	39	2327	NA	NA
<a href="#">S3 Chrome S25 DDR2</a>	18	2415	NA	NA
<a href="#">S3 Chrome S27 DDR3</a>	33	2358	NA	NA
<a href="#">S3 Inc. Savage4</a>	3	2555	NA	NA
<a href="#">S3 ProSavageDDR</a>	1	2593	NA	NA
<a href="#">S3 SuperSavage/IXC 1014</a>	1	2587	NA	NA
<a href="#">SAPPHIRE RADEON 9000 ATLANTIS PRO</a>	5	2492	NA	NA
<a href="#">SAPPHIRE RADEON 9600 ATLANTIS</a>	47	2293	NA	NA
<a href="#">Sapphire RADEON X800 GT</a>	112	2102	NA	NA
<a href="#">SAPPHIRE Radeon X1550</a>	61	2249	NA	NA
<a href="#">Seria Mobility Radeon HD 3400</a>	124	2054	NA	NA
<a href="#">Seria Radeon HD 7700</a>	1603	924	NA	NA
<a href="#">Snapdragon X Elite - X1E001DE - Qualcomm Adreno GP</a>	3245	561	NA	NA
<a href="#">Snapdragon X Elite - X1E78100 - Qualcomm Adreno GP</a>	2579	655	NA	NA
<a href="#">Snapdragon X Elite - X1E80100 - Qualcomm Adreno GP</a>	2607	645	NA	NA
<a href="#">Snapdragon X Elite - X1E84100 - Qualcomm Adreno GP</a>	2981	589	NA	NA
<a href="#">Snapdragon X Plus - X1P64100 - Qualcomm Adreno GPU</a>	2582	653	NA	NA
<a href="#">SUMO 964A</a>	497	1640	NA	NA
<a href="#">SUMO 9640</a>	650	1443	NA	NA
<a href="#">SUMO 9644</a>	465	1675	NA	NA
<a href="#">SuperDisplay Virtual Adapter</a>	10390	204	NA	NA
<a href="#">Surface Duo Adreno 640 GPU</a>	592	1518	NA	NA
<a href="#">T400</a>	3626	514	<a href="#">27.53</a>	<a href="#">\$131.74*</a>
<a href="#">T400 4GB</a>	3773	496	NA	NA
<a href="#">T500</a>	3670	509	NA	NA
<a href="#">T550 Laptop GPU</a>	4823	426	NA	NA
<a href="#">T600</a>	6468	319	<a href="#">26.95</a>	<a href="#">\$239.99*</a>

Videocard Name	Passmark G3D Mark (higher is better)	Rank (lower is better)	Videocard Value (higher is better)	Price (USD)
<a href="#">Home</a> <b>Video Card</b> ▼				
<a href="#">T1000</a>	7599	281	<a href="#">29.10</a>	<a href="#">\$203.99</a>
<a href="#">T1000 8GB</a>	7599	281	NA	NA
<a href="#">T1200 Laptop GPU</a>	7791	273	NA	NA
<a href="#">TENSOR 1.0 Driver Intel HD 630</a>	1299	1025	NA	NA
<a href="#">Tesla C2050</a>	3175	571	<a href="#">11.76</a>	<a href="#">\$269.99*</a>
<a href="#">Tesla C2050 / C2070</a>	3428	538	NA	NA
<a href="#">Tesla C2070</a>	3120	578	<a href="#">5.17</a>	<a href="#">\$604.00*</a>
<a href="#">Tesla C2075</a>	3016	586	<a href="#">4.67</a>	<a href="#">\$646.00*</a>
Videocard Name	Passmark G3D Mark (higher is better)	Rank (lower is better)	Videocard Value (higher is better)	Price (USD)
<a href="#">Tesla K20m</a>	4432	454	NA	NA
<a href="#">Tesla K20Xm</a>	2917	596	<a href="#">0.38</a>	<a href="#">\$7,699.00*</a>
<a href="#">Tesla K40c</a>	4494	448	NA	NA
<a href="#">Tesla K40m</a>	3143	576	NA	NA
<a href="#">Tesla K80</a>	5852	348	<a href="#">9.85</a>	<a href="#">\$593.95*</a>
<a href="#">Tesla M6</a>	6284	327	<a href="#">31.58</a>	<a href="#">\$199.00*</a>
<a href="#">Tesla M10</a>	3171	572	<a href="#">1.18</a>	<a href="#">\$2,695.00*</a>
<a href="#">Tesla M40</a>	10465	201	<a href="#">17.44</a>	<a href="#">\$600.00*</a>
<a href="#">Tesla M40 24GB</a>	10417	203	NA	NA
<a href="#">Tesla M60</a>	7551	284	<a href="#">9.58</a>	<a href="#">\$787.90*</a>
<a href="#">Tesla M2070-Q</a>	1305	1022	NA	NA
<a href="#">Tesla P4</a>	8925	239	NA	NA
<a href="#">Tesla P40</a>	11622	183	NA	NA
<a href="#">Tesla P100-PCIE-16GB</a>	7225	292	<a href="#">1.27</a>	<a href="#">\$5,699.00*</a>
<a href="#">Tesla T4</a>	10744	196	<a href="#">2.43</a>	<a href="#">\$4,420.46*</a>
<a href="#">Tesla T10</a>	12650	157	NA	NA
<a href="#">Tesla V100-PCIE-16GB</a>	12328	167	NA	NA
<a href="#">TITAN RTX</a>	19989	50	<a href="#">8.00</a>	<a href="#">\$2,499.00*</a>
<a href="#">TITAN V</a>	19976	51	<a href="#">9.99</a>	<a href="#">\$1,999.99*</a>
<a href="#">TITAN V CEO Edition</a>	16987	84	NA	NA
<a href="#">TITAN Xp COLLECTORS EDITION</a>	19105	64	NA	NA
<a href="#">TRINITY DEVASTATOR MOBILE</a>	699	1398	NA	NA
<a href="#">TRINITY SCRAPPER MOBILE</a>	498	1639	NA	NA
<a href="#">V9560XT</a>	6	2468	NA	NA

Videocard Name	Passmark G3D Mark (higher is better)	Rank (lower is better)	Videocard Value (higher is better)	Price (USD)
<a href="#">Home</a> <b>Video Card</b> ▼				
<a href="#">VIA Chrome9 HC3 IGP</a>	4	2309	NA	NA
<a href="#">VIA Chrome9 HC IGP</a>	4	2520	NA	NA
<a href="#">VIA Chrome9 HC IGP Family</a>	3	2532	NA	NA
<a href="#">VIA Chrome9 HC IGP Family WDDM</a>	3	2544	NA	NA
<a href="#">VIA Chrome9 HC IGP Prerelease WDDM 1.1</a>	2	2583	NA	NA
<a href="#">VIA Chrome9 HC IGP WDDM</a>	2	2581	NA	NA
<a href="#">VIA Chrome9 HC IGP WDDM 1.1</a>	3	2548	NA	NA
<a href="#">VIA Chrome9 HCM IGP</a>	1	2591	NA	NA
<a href="#">VIA Chrome9 HD IGP</a>	9	2443	NA	NA
<a href="#">VIA/S3G C-645/640 GPU</a>	132	2039	NA	NA
<a href="#">VIA/S3G Chrome 645/640 GPU</a>	109	2111	NA	NA
<a href="#">VIA/S3G DeltaChrome IGP</a>	3	2550	NA	NA
<a href="#">VIA/S3G KM400/KN400</a>	4	2526	NA	NA
<a href="#">VIA/S3G UniChrome IGP</a>	4	2521	NA	NA
<a href="#">VIA/S3G UniChrome Pro IGP</a>	4	2506	NA	NA
<a href="#">VIA/S3G UniChromell</a>	5	2476	NA	NA
<a href="#">Virtual Display Device</a>	1649	902	NA	NA
<a href="#">VisionTek Radeon 7000</a>	1	2588	NA	NA
<a href="#">WinFast A250 LE</a>	4	2501	NA	NA
<a href="#">Xabre</a>	5	2493	NA	NA
<a href="#">XGI Volari Family v1.13.23.D_V</a>	4	2511	NA	NA
<a href="#">ZX C960 GPU</a>	64	2242	NA	NA
<a href="#">ZX C-1080</a>	351	1782	NA	NA
<a href="#">ZX Chrome 645/640 GPU</a>	147	2000	NA	NA

\* - Last price seen from our affiliates.

**Software**[BurnInTest](#)[PerformanceTest](#)[OSForensics](#)[MemTest86](#)[WirelessMon](#)[Management Console](#)**Hardware**[USB3.0 Loopback Plugs](#)[USB2.0 Loopback Plugs](#)[PCIe Test Cards](#)[USB Power Delivery Tester](#)[Serial and Parallel Loopback Plugs](#)[USB Short Circuit Testers](#)

[Free Software](#)



## Video Card ▼

[CPU Benchmarks](#)

[Video Card Benchmarks](#)

[Hard Drive Benchmarks](#)

[RAM Benchmarks](#)

[PC Systems Benchmarks](#)

[Software Marketshare](#)

[Database Benchmarks](#)

[Android Benchmarks](#)

[iOS Benchmarks](#)

[Internet Bandwidth](#)

[Services](#)

[Store](#)

[Support](#)

[Forums](#)

[Compliance](#)

[Company](#)

[Contact Us](#)

[The Press Room](#)

[International](#)

[Disclaimer](#)

[Refunds](#)

[Privacy](#)

[Social](#)



Copyright © 2024 PassMark® Software

