


Videocard Benchmarks

Over 1,000,000 Video Cards Benchmarked

Video Card List

Below is an alphabetical list of all Video Card types that appear in the charts. Clicking on a specific Video Card will take you to the chart it appears in and will highlight it for you.




VIDEO CARD

Single Video Card

Find Videocard


	Passmark G3D Mark (higher is better)	Rank (lower is better)	Videocard Value (higher is better)	Price (USD)
256MB DDR Radeon 9800 XT	37	2153	NA	NA
7900 MOD - Radeon HD 6520G	610	1323	NA	NA
7900 MOD - Radeon HD 6550D	892	1055	NA	NA
A6 Micro-6500T Quad-Core APU with RadeonR4	220	1722	NA	NA
A10-8Q	13234	114	NA	NA
ABIT Siluro T400	3	2349	NA	NA
ALL-IN-WONDER 9000	4	2316	NA	NA
ALL-IN-WONDER 9800	23	2222	NA	NA
ALL-IN-WONDER RADEON 8500DV	5	2302	NA	NA
ALL-IN-WONDER X800 GT	84	1992	NA	NA
All-in-Wonder X1800XL	30	2193	NA	NA
All-in-Wonder X1900	127	1859	NA	NA
AMIGAMERLIN 3.1-R1 For Voodoo 4 4500 PCI	3	2374	NA	NA
ASUS A7000	9	2262	NA	NA
ASUS AGP-V3800PRO v31.40H	4	2335	NA	NA
ASUS EAH4870x2	496	1463	NA	NA
Asus GTX 650 FML II EC-EGPU	720	1206	NA	NA
ASUS V9520-X V62.11	7	2273	NA	NA
B8DKMDAP	4557	359	NA	NA
Barco MXRT 1450	205	1744	NA	NA

 **High End**


High Mid Range


Low Mid Range

Low End


 **Best Value**

Common Market Share

 **Compare** ⁰

 **Video Card Mega List**

[Search Model](#)

 **GPU Compute Video Card Chart**

Power Performance Video Card Chart

2D Graphics Video Card List

Videocard Name	Passmark G3D Mark (higher is better)	Rank (lower is better)	Videocard Value (higher is better)	Price (USD)
----------------	--------------------------------------	------------------------	------------------------------------	-------------

CPU Benchmarks Video Card Benchmarks Hard Drive Benchmarks RAM PC Systems Android iOS / iPhone

Barco MXRT 5400	1161	907	5.72	\$203.00*
Barco MXRT 5450	1079	946	5.40	\$199.99*
Barco MXRT 5500	2701	519	9.04	\$299.00*
Barco MXRT 5600	2465	559	3.50	\$704.00*
Barco MXRT 7100	180	1769	NA	NA
Barco MXRT 7400	900	1051	9.10	\$99.00*
Barco MXRT 7500	3753	417	12.55	\$299.00*
Barco MXRT 7600	4943	336	8.20	\$602.59*
BASICDISPLAY	69	2039	NA	NA
Citrix Indirect Display Adapter	4446	368	NA	NA
CONNECT 3D RADEON X300	36	2158	NA	NA
Custom GPU 0405	2738	512	NA	NA
Dell 8100	2	2400	0.00	\$999.11*
Dell 8200	4	2337	NA	NA
Diamond X1300-PCIE 256MB	70	2036	NA	NA
EAH5450	134	1841	1.22	\$109.99*
EIZO Quadro MED-XN51LP	5048	330	NA	NA
Embedded Radeon E9173	1798	715	NA	NA
Eng Sample: 100-000000261-50_Y	2859	496	NA	NA
Extreme AX850 PRO	120	1879	NA	NA
FireGL T2-128	30	2191	NA	NA
FireGL V3100	52	2090	NA	NA
FireGL V3200	84	1989	NA	NA
FireGL V3300	70	2034	NA	NA
FireGL V3350	68	2045	NA	NA
FireGL V3400	103	1934	NA	NA
FireGL V3600	179	1770	1.12	\$160.99*
FireGL V5100	92	1971	0.81	\$114.96*
FireGL V5200	114	1899	0.86	\$133.40*
Videocard Name	Passmark G3D Mark (higher is better)	Rank (lower is better)	Videocard Value (higher is better)	Price (USD)
FireGL V5600	341	1608	1.52	\$225.00*
FireGL V7100	71	2028	0.22	\$328.67*
FireGL V7200	116	1890	NA	NA
FireGL V7300	128	1854	0.11	\$1,189.99*
FireGL V7350	110	1912	0.93	\$119.42*

Videocard Name	Passmark G3D Mark (higher is better)	Rank (lower is better)	Videocard Value (higher is better)	Price (USD)
----------------	--------------------------------------	------------------------	------------------------------------	-------------

CPU Benchmarks Video Card Benchmarks Hard Drive Benchmarks RAM PC Systems Android iOS / iPhone

FireGL V7700	660	1261	9.43	\$69.99*
FireGL V8600	838	1090	NA	NA
FireGL V8650	550	1398	1.84	\$298.99*
FireGL X1	59	2075	NA	NA
FireMV 2200 PCI	1	2416	NA	NA
FireMV 2200 PCIe	36	2160	0.40	\$89.99*
FireMV 2250	45	2117	0.44	\$104.00*
FireMV 2260	117	1885	1.33	\$88.08*
FireMV 2400 PCIe	11	2255	NA	NA
FireMV 2450	73	2022	NA	NA
FirePro 3D V3700	178	1772	2.10	\$84.99*
FirePro 3D V3750	341	1607	6.71	\$50.88*
FirePro 3D V3800	472	1486	3.15	\$149.99*
FirePro 3D V4800	853	1079	5.33	\$159.99*
FirePro 3D V5700	546	1401	1.71	\$319.99*
FirePro 3D V5800	1231	876	6.04	\$204.00*
FirePro 3D V7750	545	1407	1.56	\$350.00*
FirePro 3D V7800	1867	690	3.11	\$599.99*
FirePro 3D V8700	1206	888	7.09	\$170.07*
FirePro 3D V8750	1271	860	1.03	\$1,230.99*
FirePro 3D V8800	2437	564	5.74	\$424.99*
FirePro 3D V9800	2811	501	1.13	\$2,499.00*
FirePro 2260	112	1903	NA	NA
FirePro 2270	144	1813	1.08	\$134.00*
FirePro 2450	51	2098	0.57	\$89.99*
FirePro 2460	170	1780	2.03	\$83.99*
FirePro M2000	423	1537	NA	NA
FirePro M4000	1610	764	22.11	\$72.83*
FirePro M4000 Mobility Pro	1630	757	NA	NA
Firepro M4100	1059	952	NA	NA
FirePro M4150	928	1031	NA	NA
FirePro M4170	1119	925	NA	NA
FirePro M5100	2102	632	NA	NA
FirePro M5100 FireGL V	1839	699	NA	NA
FirePro M5950	1314	845	NA	NA

Videocard Name	Passmark G3D Mark (higher is better)	Rank (lower is better)	Videocard Value (higher is better)	Price (USD)
----------------	--------------------------------------	------------------------	------------------------------------	-------------

CPU Benchmarks Video Card Benchmarks Hard Drive Benchmarks RAM PC Systems Android iOS / iPhone

FirePro M6000 Mobility Pro	1750	724	NA	NA
FirePro M6100	2206	614	NA	NA
FirePro M6100 FireGL V	2749	510	NA	NA
FirePro M7740	665	1254	NA	NA
FirePro M40003	1364	833	NA	NA
FirePro R5000	2646	531	24.06	\$109.99*
FirePro RG220	335	1615	0.52	\$650.18*

Videocard Name	Passmark G3D Mark (higher is better)	Rank (lower is better)	Videocard Value (higher is better)	Price (USD)
FirePro S7000	4523	362	18.35	\$246.54*
FirePro S7150	2726	514	1.61	\$1,697.99*
FirePro S9000	5059	328	NA	NA
FirePro S9050	4901	338	NA	NA
FirePro S10000	4768	347	NA	NA
FirePro V3800	320	1629	2.57	\$124.99*
FirePro V3900	649	1272	2.73	\$238.44*
FirePro V4900	977	995	6.51	\$149.99*
FirePro V5700	464	1498	2.47	\$188.06*
FirePro V5800	1184	898	22.34	\$53.00*
FirePro V5900	1276	859	14.84	\$86.00*
FirePro V7000	3161	470	NA	NA
FirePro V7800	2028	648	10.68	\$190.00*
FirePro V7900	2304	587	12.13	\$190.00*
FirePro V8700	1538	785	9.75	\$157.88*
FirePro V8800	2280	594	11.52	\$198.00*
FirePro V9800	2726	515	5.75	\$474.00*
FirePro W600	1641	753	3.96	\$414.99*
FirePro W2100	891	1057	15.11	\$59.00*
FirePro W4100	1547	781	8.41	\$184.00*
FirePro W4170M	1022	968	NA	NA
Firepro W4190M	1156	911	NA	NA
FirePro W4300	2757	509	11.49	\$239.99*
FirePro W5000	2964	489	16.11	\$184.00*
FirePro W5100	2968	488	23.56	\$125.99*
FirePro W5130M	1379	830	NA	NA
Firepro W5170M	1763	721	NA	NA

Videocard Name	Passmark G3D Mark (higher is better)	Rank (lower is better)	Videocard Value (higher is better)	Price (USD)
----------------	--------------------------------------	------------------------	------------------------------------	-------------

CPU Benchmarks Video Card Benchmarks Hard Drive Benchmarks RAM PC Systems Android iOS / iPhone

FirePro W7000	4250	384	15.29	\$278.05*
FirePro W7000 Adapter	4361	372	NA	NA
FirePro W7100	5327	307	13.68	\$389.30*
FirePro W7170M	3161	471	NA	NA
FirePro W8000	4095	391	7.15	\$573.00*
FirePro W8100	7313	240	10.39	\$704.00*
FirePro W9000	6138	272	7.26	\$845.00*
FirePro W9100	7927	218	4.58	\$1,729.99*
FireStream 9170	647	1274	NA	NA
FireStream 9250	1164	902	NA	NA
FireStream 9270	1341	840	NA	NA
FireStream 9370	2528	550	NA	NA
GeCube RADEON 7000	8	2264	NA	NA
GeForce2 Go	4	2341	NA	NA
GeForce2 GTS/GeForce2 Pro	3	2346	NA	NA
GeForce2 Integrated GPU	4	2336	NA	NA
GeForce2 MX	2	2386	NA	NA
GeForce2 MX 100/200	3	2370	NA	NA
GeForce2 MX with DVI-D and TV-out	4	2320	NA	NA
GeForce2 MX with TV Out	2	2394	NA	NA
GeForce2 MX/MX 400	3	2348	NA	NA
Videocard Name	Passmark G3D Mark (higher is better)	Rank (lower is better)	Videocard Value (higher is better)	Price (USD)
GeForce2 Ti	4	2328	NA	NA
GeForce2 Ultra	6	2286	NA	NA
GeForce3	4	2317	NA	NA
GeForce3 Ti 200	4	2343	NA	NA
GeForce3 Ti 500	2	2396	NA	NA
GeForce4 420 Go	3	2367	NA	NA
GeForce4 420 Go 32M	5	2307	NA	NA
GeForce4 440	4	2314	NA	NA
GeForce4 440 Go	3	2354	NA	NA
GeForce4 440 Go 64M	5	2292	NA	NA
GeForce4 448 Go	5	2304	NA	NA
GeForce4 4200 Go	3	2347	NA	NA
GeForce4 MX 420	4	2321	NA	NA

Videocard Name	Passmark G3D Mark (higher is better)	Rank (lower is better)	Videocard Value (higher is better)	Price (USD)
----------------	--------------------------------------	------------------------	------------------------------------	-------------

CPU Benchmarks Video Card Benchmarks Hard Drive Benchmarks RAM PC Systems Android iOS / iPhone

<u>GeForce4 MX 440 with AGP8X</u>	4	2318	NA	NA
<u>GeForce4 MX 440SE</u>	4	2330	NA	NA
<u>GeForce4 MX 460</u>	4	2340	NA	NA
<u>GeForce4 MX 4000</u>	4	2334	NA	NA
<u>GeForce4 MX Integrated GPU</u>	6	2284	NA	NA
<u>GeForce4 Ti 4200</u>	5	2303	NA	NA
<u>GeForce4 Ti 4400</u>	7	2277	NA	NA
<u>GeForce4 Ti 4600</u>	5	2305	<u>0.10</u>	<u>\$53.99*</u>
<u>GeForce4 Ti 4800</u>	5	2294	NA	NA
<u>GeForce4 Ti 4800 SE</u>	6	2280	NA	NA
<u>GeForce9400M</u>	105	1924	NA	NA
<u>GeForce 205</u>	126	1862	NA	NA
<u>GeForce 210</u>	100	1946	<u>1.85</u>	<u>\$54.15*</u>
<u>GeForce 240M GT</u>	319	1632	NA	NA
<u>GeForce 256</u>	5	2312	<u>0.12</u>	<u>\$42.04*</u>
<u>GeForce 305M</u>	150	1802	NA	NA
<u>GeForce 310</u>	120	1877	<u>1.11</u>	<u>\$108.35*</u>
<u>GeForce 310M</u>	111	1911	NA	NA
<u>GeForce 315</u>	158	1792	<u>4.80</u>	<u>\$32.99*</u>
<u>GeForce 315M</u>	115	1895	NA	NA
<u>GeForce 320M</u>	209	1735	NA	NA
<u>GeForce 405</u>	120	1878	<u>4.89</u>	<u>\$24.64*</u>
<u>GeForce 410M</u>	249	1698	NA	NA
<u>GeForce 505</u>	119	1880	<u>1.04</u>	<u>\$115.06*</u>
<u>GeForce 510</u>	259	1686	<u>3.71</u>	<u>\$69.99*</u>
<u>GeForce 605</u>	308	1637	<u>2.25</u>	<u>\$136.83*</u>
<u>GeForce 610M</u>	292	1653	NA	NA
<u>GeForce 615</u>	545	1404	NA	NA
<u>GeForce 705M</u>	455	1509	NA	NA
<u>GeForce 710A</u>	466	1493	NA	NA
<u>GeForce 710M</u>	463	1500	NA	NA
<u>GeForce 720A</u>	614	1316	NA	NA
<u>GeForce 730A</u>	771	1152	NA	NA
<u>GeForce 770M</u>	3245	463	<u>18.34</u>	<u>\$176.99*</u>
<u>GeForce 800A</u>	428	1534	NA	NA

Videocard Name	Passmark G3D Mark (higher is better)	Rank (lower is better)	Videocard Value (higher is better)	Price (USD)
----------------	--------------------------------------	------------------------	------------------------------------	-------------

CPU Benchmarks Video Card Benchmarks Hard Drive Benchmarks RAM PC Systems Android iOS / iPhone

(higher is better)				
GeForce 800M	452	1513	NA	NA
GeForce 810A	622	1304	NA	NA
GeForce 810M	410	1549	NA	NA
GeForce 820A	557	1394	NA	NA
GeForce 820M	506	1453	NA	NA
GeForce 825M	783	1138	NA	NA
GeForce 830A	1138	918	NA	NA
GeForce 830M	1005	978	NA	NA
GeForce 840A	1179	900	NA	NA
GeForce 840M	1076	947	NA	NA
GeForce 845M	1506	796	NA	NA
GeForce 910M	591	1348	NA	NA
GeForce 920A	855	1076	NA	NA
GeForce 920M	727	1198	NA	NA
GeForce 920MX	1081	943	NA	NA
GeForce 930A	1139	916	NA	NA
GeForce 930M	1012	974	NA	NA
GeForce 930MX	1301	853	NA	NA
GeForce 940A	1144	914	NA	NA
GeForce 940M	1115	928	NA	NA
GeForce 940MX	1509	794	NA	NA
GeForce 945A	1852	697	NA	NA
GeForce 945M	2063	639	NA	NA
GeForce 999 GTX	83	1996	NA	NA
GeForce 6100	27	2202	NA	NA
GeForce 6100 nForce 400	25	2211	NA	NA
GeForce 6100 nForce 405	29	2195	NA	NA
GeForce 6100 nForce 420	25	2210	NA	NA
GeForce 6100 nForce 430	23	2224	NA	NA
GeForce 6150	21	2227	0.07	\$329.00*
GeForce 6150 LE	33	2177	NA	NA
GeForce 6150SE	24	2215	NA	NA
GeForce 6150SE nForce 430	31	2189	NA	NA
GeForce 6200	41	2133	0.42	\$99.99*
GeForce 6200 A-LE	32	2185	NA	NA

Videocard Name	Passmark G3D Mark (higher is better)	Rank (lower is better)	Videocard Value (higher is better)	Price (USD)
----------------	--------------------------------------	------------------------	------------------------------------	-------------

CPU Benchmarks Video Card Benchmarks Hard Drive Benchmarks RAM PC Systems Android iOS / iPhone

GeForce 6200 TurboCache	53	2089	NA	NA
GeForce 6200A	3	2357	0.07	\$54.99*
GeForce 6200SE TurboCache	37	2156	NA	NA
GeForce 6500	38	2149	NA	NA
GeForce 6600	85	1988	0.32	\$264.00*
GeForce 6600 GT	137	1831	2.11	\$64.95*
GeForce 6600 LE	51	2097	NA	NA
GeForce 6610 XL	88	1984	NA	NA
GeForce 6700 XL	95	1962	NA	NA
GeForce 6800	112	1904	0.20	\$559.29*
GeForce 6800 GS	183	1765	NA	NA
GeForce 6800 GS/XT	102	1936	NA	NA
GeForce 6800 GT	142	1816	NA	NA
Videocard Name	Passmark G3D Mark (higher is better)	Rank (lower is better)	Videocard Value (higher is better)	Price (USD)
GeForce 6800 LE	109	1915	NA	NA
GeForce 6800 Ultra	138	1825	NA	NA
GeForce 6800 XE	58	2076	NA	NA
GeForce 6800 XT	128	1856	NA	NA
GeForce 7000M	13	2248	NA	NA
GeForce 7000M / nForce 610M	12	2249	NA	NA
GeForce 7025 / nForce 630a	32	2183	NA	NA
GeForce 7050 / nForce 610i	25	2212	NA	NA
GeForce 7050 / nForce 620i	41	2134	NA	NA
GeForce 7050 / nForce 630i	37	2152	NA	NA
GeForce 7050 PV / nForce 630a	31	2188	NA	NA
GeForce 7100 / nForce 620i	26	2206	NA	NA
GeForce 7100 / nForce 630i	35	2164	NA	NA
GeForce 7100 GS	51	2094	NA	NA
GeForce 7150 / nForce 630i	33	2180	NA	NA
GeForce 7150M / nForce 630M	18	2235	NA	NA
GeForce 7200 GS	23	2223	NA	NA
GeForce 7300 GS	78	2015	NA	NA
GeForce 7300 GT	136	1836	0.91	\$149.99*
GeForce 7300 LE	80	2011	2.50	\$32.00*
GeForce 7300 SE	39	2147	NA	NA

Videocard Name	Passmark G3D Mark (higher is better)	Rank (lower is better)	Videocard Value (higher is better)	Price (USD)
----------------	--------------------------------------	------------------------	------------------------------------	-------------

CPU Benchmarks Video Card Benchmarks Hard Drive Benchmarks RAM PC Systems Android iOS / iPhone

<u>GeForce 7350 LE</u>	74	2021	NA	NA
<u>GeForce 7500 LE</u>	89	1983	NA	NA
<u>GeForce 7600 GS</u>	156	1793	<u>0.90</u>	<u>\$175.00*</u>
<u>GeForce 7600 GT</u>	201	1749	<u>1.01</u>	<u>\$199.00*</u>
<u>GeForce 7650 GS</u>	134	1842	NA	NA
<u>GeForce 7800 GS</u>	177	1773	NA	NA
<u>GeForce 7800 GT</u>	244	1701	<u>3.05</u>	<u>\$80.00*</u>
<u>GeForce 7800 GTX</u>	290	1655	<u>4.06</u>	<u>\$71.60*</u>
<u>GeForce 7900 GS</u>	253	1691	NA	NA
<u>GeForce 7900 GT</u>	258	1688	<u>1.30</u>	<u>\$199.00*</u>
<u>GeForce 7900 GT/GTO</u>	247	1699	NA	NA
<u>GeForce 7900 GTX</u>	387	1571	NA	NA
<u>GeForce 7950 GT</u>	344	1603	<u>1.69</u>	<u>\$203.99*</u>
<u>GeForce 7950 GX2</u>	201	1748	<u>3.67</u>	<u>\$54.99*</u>
<u>GeForce 7950 Xtreme</u>	287	1659	NA	NA
<u>GeForce 8100 / nForce 720a</u>	79	2014	NA	NA
<u>GeForce 8200</u>	139	1823	NA	NA
<u>GeForce 8200M G</u>	64	2060	NA	NA
<u>GeForce 8300</u>	101	1941	<u>4.48</u>	<u>\$22.68*</u>
<u>GeForce 8300 GS</u>	100	1943	NA	NA
<u>GeForce 8400</u>	81	2006	<u>0.14</u>	<u>\$589.99*</u>
<u>GeForce 8400 GS</u>	136	1835	<u>1.59</u>	<u>\$85.97*</u>
<u>GeForce 8400 SE</u>	68	2046	NA	NA
<u>GeForce 8400M G</u>	58	2078	NA	NA
<u>GeForce 8400M GS</u>	98	1955	<u>1.25</u>	<u>\$78.20*</u>
<u>GeForce 8400M GT</u>	66	2054	NA	NA
<u>GeForce 8500 GT</u>	123	1867	NA	NA
Videocard Name	Passmark G3D Mark (higher is better)	Rank (lower is better)	Videocard Value (higher is better)	Price (USD)
<u>GeForce 8600 GS</u>	91	1974	NA	NA
<u>GeForce 8600 GT</u>	116	1888	<u>0.60</u>	<u>\$196.00*</u>
<u>GeForce 8600 GTS</u>	153	1797	<u>0.63</u>	<u>\$241.99*</u>
<u>GeForce 8600M GS</u>	70	2037	NA	NA
<u>GeForce 8600M GT</u>	90	1979	<u>0.83</u>	<u>\$108.10*</u>
<u>GeForce 8700M GT</u>	124	1864	NA	NA
<u>GeForce 8800 GS</u>	330	1619	NA	NA

Videocard Name	Passmark G3D Mark (higher is better)	Rank (lower is better)	Videocard Value (higher is better)	Price (USD)
----------------	--------------------------------------	------------------------	------------------------------------	-------------

CPU Benchmarks Video Card Benchmarks Hard Drive Benchmarks RAM PC Systems Android iOS / iPhone

GeForce 8800 GTS	438	1526	5.48	\$79.99*
GeForce 8800 GTS 512	595	1343	NA	NA
GeForce 8800 GTX	595	1344	4.96	\$119.99*
GeForce 8800 Ultra	642	1280	NA	NA
GeForce 8800M GTS	382	1572	NA	NA
GeForce 8800M GTX	462	1503	NA	NA
GeForce 9100	81	2000	NA	NA
GeForce 9100M G	68	2047	NA	NA
GeForce 9200	165	1787	NA	NA
GeForce 9200M GE	143	1814	NA	NA
GeForce 9200M GS	111	1909	NA	NA
GeForce 9300	126	1860	2.15	\$59.00*
GeForce 9300 / nForce 730i	128	1852	NA	NA
GeForce 9300 GE	76	2017	3.32	\$22.99*
GeForce 9300 GS	102	1937	1.71	\$59.95*
GeForce 9300 SE	81	2004	NA	NA
GeForce 9300GE	97	1957	1.01	\$97.20*
GeForce 9300M G	84	1991	NA	NA
GeForce 9300M GS	89	1981	2.07	\$43.42*
GeForce 9400	98	1949	NA	NA
GeForce 9400 GT	100	1945	0.63	\$159.99*
GeForce 9400M	67	2050	NA	NA
GeForce 9400M G	67	2051	NA	NA
GeForce 9450	104	1928	NA	NA
GeForce 9500 GS	151	1799	NA	NA
GeForce 9500 GT	137	1828	1.60	\$85.99*
GeForce 9500M	103	1933	1.02	\$101.20*
GeForce 9500M G	121	1874	NA	NA
GeForce 9500M GS	102	1938	NA	NA
GeForce 9600 GS	281	1668	NA	NA
GeForce 9600 GSO	339	1611	6.79	\$49.99*
GeForce 9600 GSO 512	329	1622	NA	NA
GeForce 9600 GT	494	1465	7.61	\$64.99*
GeForce 9600M GS	117	1884	NA	NA
GeForce 9600M GT	137	1830	1.76	\$78.20*

Videocard Name	Passmark G3D Mark (higher is better)	Rank (lower is better)	Videocard Value (higher is better)	Price (USD)
----------------	--------------------------------------	------------------------	------------------------------------	-------------

CPU Benchmarks Video Card Benchmarks Hard Drive Benchmarks RAM PC Systems Android iOS / iPhone

<u>GeForce 9650M GS</u>	270	1675	NA	NA
<u>GeForce 9650M GT</u>	137	1833	<u>1.17</u>	<u>\$117.30*</u>
<u>GeForce 9700M GT</u>	208	1739	NA	NA
<u>GeForce 9700M GTS</u>	278	1670	NA	NA
<u>GeForce 9800 GT</u>	471	1488	<u>6.29</u>	<u>\$74.99*</u>
Videocard Name	Passmark G3D Mark (higher is better)	Rank (lower is better)	Videocard Value (higher is better)	Price (USD)
<u>GeForce 9800 GT 1024MB</u>	134	1840	NA	NA
<u>GeForce 9800 GTX</u>	769	1155	<u>10.26</u>	<u>\$74.99*</u>
<u>GeForce 9800 GTX+</u>	506	1452	NA	NA
<u>GeForce 9800 GTX/9800 GTX+</u>	608	1327	<u>6.76</u>	<u>\$89.99*</u>
<u>GeForce 9800 GX2</u>	797	1129	<u>4.09</u>	<u>\$195.00*</u>
<u>GeForce 9800 S</u>	635	1285	NA	NA
<u>GeForce 9800M GS</u>	460	1504	NA	NA
<u>GeForce 9800M GT</u>	381	1573	NA	NA
<u>GeForce 9800M GTS</u>	401	1562	NA	NA
<u>GeForce 9800M GTX</u>	454	1510	<u>1.38</u>	<u>\$328.50*</u>
<u>GeForce FX 5100</u>	7	2272	NA	NA
<u>GeForce FX 5200</u>	7	2275	<u>0.06</u>	<u>\$129.00*</u>
<u>GeForce FX 5200 Ultra</u>	12	2252	NA	NA
<u>GeForce FX 5200LE</u>	7	2278	<u>0.16</u>	<u>\$42.99*</u>
<u>GeForce FX 5200SE</u>	11	2254	NA	NA
<u>GeForce FX 5500</u>	8	2267	<u>0.05</u>	<u>\$153.97*</u>
<u>GeForce FX 5600</u>	12	2250	NA	NA
<u>GeForce FX 5600 Ultra</u>	17	2241	NA	NA
<u>GeForce FX 5600XT</u>	9	2263	NA	NA
<u>GeForce FX 5700</u>	40	2136	NA	NA
<u>GeForce FX 5700 Ultra</u>	34	2171	NA	NA
<u>GeForce FX 5700LE</u>	24	2216	NA	NA
<u>GeForce FX 5700VE</u>	33	2179	NA	NA
<u>GeForce FX 5900</u>	34	2168	NA	NA
<u>GeForce FX 5900 Ultra</u>	41	2135	NA	NA
<u>GeForce FX 5900XT</u>	40	2141	NA	NA
<u>GeForce FX 5900ZT</u>	32	2182	NA	NA
<u>GeForce FX 5950 Ultra</u>	59	2074	NA	NA
<u>GeForce FX Go5300</u>	12	2251	NA	NA

Videocard Name	Passmark G3D Mark (higher is better)	Rank (lower is better)	Videocard Value (higher is better)	Price (USD)
----------------	--------------------------------------	------------------------	------------------------------------	-------------

CPU Benchmarks Video Card Benchmarks Hard Drive Benchmarks RAM PC Systems Android iOS / iPhone

GeForce FX Go5700	51	2096	NA	NA
GeForce FX Go 5200	8	2265	NA	NA
GeForce FX Go 5600	17	2239	NA	NA
GeForce G100	123	1866	6.20	\$19.99*
GeForce G102M	160	1790	NA	NA
GeForce G105M	105	1926	NA	NA
GeForce G200	136	1837	NA	NA
GeForce G205M	91	1976	NA	NA
GeForce G210	98	1950	0.80	\$122.12*
GeForce G210M	115	1894	NA	NA
GeForce G 103M	63	2064	NA	NA
GeForce G 105M	64	2062	NA	NA
GeForce Go 6100	17	2238	NA	NA
GeForce Go 6150	19	2231	NA	NA
GeForce Go 6200	15	2245	NA	NA
GeForce Go 6400	24	2217	NA	NA
GeForce Go 6600	69	2040	NA	NA
GeForce Go 6600 TE/6200 TE	44	2121	NA	NA
GeForce Go 6800	106	1923	NA	NA

Videocard Name	Passmark G3D Mark (higher is better)	Rank (lower is better)	Videocard Value (higher is better)	Price (USD)
GeForce Go 6800 Ultra	137	1829	NA	NA
GeForce Go 7200	45	2119	NA	NA
GeForce Go 7300	52	2092	NA	NA
GeForce Go 7400	65	2059	NA	NA
GeForce Go 7600	127	1857	NA	NA
GeForce Go 7600 GT	210	1734	NA	NA
GeForce Go 7700	147	1808	NA	NA
GeForce Go 7800	114	1898	NA	NA
GeForce Go 7800 GTX	209	1736	NA	NA
GeForce Go 7900 GS	176	1774	NA	NA
GeForce Go 7900 GTX	270	1674	NA	NA
GeForce Go 7950 GTX	263	1682	NA	NA
GeForce GPU	1205	889	NA	NA
GeForce GT625M	493	1466	NA	NA
GeForce GT 120	168	1783	5.63	\$29.99*

Videocard Name	Passmark G3D Mark (higher is better)	Rank (lower is better)	Videocard Value (higher is better)	Price (USD)
----------------	--------------------------------------	------------------------	------------------------------------	-------------

CPU Benchmarks Video Card Benchmarks Hard Drive Benchmarks RAM PC Systems Android iOS / iPhone

GeForce GT 120M	159	1791	NA	NA
GeForce GT 130	381	1574	2.52	\$151.34*
GeForce GT 130M	146	1810	NA	NA
GeForce GT 140	657	1264	NA	NA
GeForce GT 220	212	1731	5.33	\$39.99*
GeForce GT 220M	121	1873	NA	NA
GeForce GT 230	323	1628	7.35	\$43.99*
GeForce GT 230M	203	1746	NA	NA
GeForce GT 240	527	1425	3.28	\$160.97*
GeForce GT 240M	203	1747	NA	NA
GeForce GT 320	453	1511	13.88	\$32.69*
GeForce GT 320M	105	1925	NA	NA
GeForce GT 325M	169	1782	NA	NA
GeForce GT 330	400	1564	10.02	\$39.99*
GeForce GT 330M	208	1738	NA	NA
GeForce GT 335M	400	1563	NA	NA
GeForce GT 340	738	1187	13.93	\$52.99*
GeForce GT 415	251	1695	NA	NA
GeForce GT 415M	286	1662	NA	NA
GeForce GT 420	414	1547	2.68	\$155.00*
GeForce GT 420M	417	1546	NA	NA
GeForce GT 425M	522	1432	NA	NA
GeForce GT 430	598	1338	4.27	\$139.99*
GeForce GT 435M	519	1437	NA	NA
GeForce GT 440	777	1145	3.45	\$225.00*
GeForce GT 445M	843	1088	NA	NA
GeForce GT 520	303	1641	1.00	\$304.00*
GeForce GT 520M	282	1667	9.42	\$29.95*
GeForce GT 520MX	284	1663	NA	NA
GeForce GT 525M	458	1506	NA	NA
GeForce GT 530	680	1240	13.88	\$49.00*
GeForce GT 540M	488	1469	5.55	\$87.95*
GeForce GT 545	1097	935	19.74	\$55.59*
Videocard Name	Passmark G3D Mark (higher is better)	Rank (lower is better)	Videocard Value (higher is better)	Price (USD)
GeForce GT 550M	583	1361	NA	NA

Videocard Name	Passmark G3D Mark (higher is better)	Rank (lower is better)	Videocard Value (higher is better)	Price (USD)
----------------	--------------------------------------	------------------------	------------------------------------	-------------

CPU Benchmarks Video Card Benchmarks Hard Drive Benchmarks RAM PC Systems Android iOS / iPhone

GeForce GT 610	302	1642	2.16	\$139.99*
GeForce GT 610M / GT 620M / GT 710M / GT 720M / GT	368	1584	NA	NA
GeForce GT 620	363	1592	2.36	\$154.00*
GeForce GT 620M	440	1525	NA	NA
GeForce GT 625	338	1612	NA	NA
GeForce GT 625M	451	1516	NA	NA
GeForce GT 630	682	1238	4.64	\$147.01*
GeForce GT 630M	546	1402	NA	NA
GeForce GT 635	838	1092	12.53	\$66.94*
GeForce GT 635M	566	1382	NA	NA
GeForce GT 640	1185	897	10.78	\$109.99*
GeForce GT 640M	912	1040	NA	NA
GeForce GT 640M LE	669	1249	0.79	\$849.99*
GeForce GT 645	2005	656	NA	NA
GeForce GT 645M	917	1035	NA	NA
GeForce GT 650M	1210	886	NA	NA
GeForce GT 705	336	1614	1.13	\$296.76*
GeForce GT 710	633	1289	2.53	\$249.99*
GeForce GT 710M	446	1519	NA	NA
GeForce GT 720	611	1320	6.11	\$99.99*
GeForce GT 720A	600	1335	NA	NA
GeForce GT 720M	466	1494	NA	NA
GeForce GT 730	827	1104	7.53	\$109.99*
GeForce GT 730A	742	1183	NA	NA
GeForce GT 730M	820	1111	NA	NA
GeForce GT 735M	610	1321	NA	NA
GeForce GT 740	1537	786	6.49	\$236.99*
GeForce GT 740A	667	1250	NA	NA
GeForce GT 740M	789	1136	NA	NA
GeForce GT 745A	1201	893	NA	NA
GeForce GT 745M	1090	940	NA	NA
GeForce GT 750M	1302	852	NA	NA
GeForce GT 755M	1651	749	NA	NA
GeForce GT 820M	584	1359	NA	NA

Videocard Name	Passmark G3D Mark (higher is better)	Rank (lower is better)	Videocard Value (higher is better)	Price (USD)
----------------	--------------------------------------	------------------------	------------------------------------	-------------

CPU Benchmarks Video Card Benchmarks Hard Drive Benchmarks RAM PC Systems Android iOS / iPhone

GeForce GTS 150M	504	1455	NA	NA
GeForce GTS 160M	678	1243	NA	NA
GeForce GTS 240	577	1367	8.88	\$64.99*
GeForce GTS 250	614	1315	8.78	\$69.99*
GeForce GTS 250M	569	1380	NA	NA
GeForce GTS 350M	407	1551	NA	NA
GeForce GTS 360M	666	1251	NA	NA
GeForce GTS 450	1335	842	16.70	\$79.99*
GeForce GTX 260	1227	878	15.34	\$79.99*
GeForce GTX 260M	388	1570	NA	NA
GeForce GTX 275	1418	822	3.28	\$431.72*
GeForce GTX 280	1247	866	2.39	\$522.78*

Videocard Name	Passmark G3D Mark (higher is better)	Rank (lower is better)	Videocard Value (higher is better)	Price (USD)
GeForce GTX 280M	575	1371	NA	NA
GeForce GTX 285	1529	790	12.75	\$119.99*
GeForce GTX 285M	650	1270	NA	NA
GeForce GTX 295	1188	896	7.43	\$159.99*
GeForce GTX 460	2266	601	25.18	\$89.99*
GeForce GTX 460 SE	2011	651	12.57	\$159.99*
GeForce GTX 460 v2	1927	673	9.64	\$199.99*
GeForce GTX 460M	1231	877	NA	NA
GeForce GTX 465	2683	526	13.76	\$195.00*
GeForce GTX 470	3065	481	51.10	\$59.99*
GeForce GTX 470M	1953	669	NA	NA
GeForce GTX 480	4042	393	23.78	\$169.99*
GeForce GTX 480M	1617	763	NA	NA
GeForce GTX 485M	2359	573	NA	NA
GeForce GTX 550 Ti	1534	788	15.34	\$99.99*
GeForce GTX 555	1575	774	NA	NA
GeForce GTX 560	2718	517	13.26	\$205.00*
GeForce GTX 560 SE	1914	679	21.27	\$89.99*
GeForce GTX 560 Ti	3025	485	23.28	\$129.99*
GeForce GTX 560M	1218	882	NA	NA
GeForce GTX 570	3919	402	26.13	\$149.99*
GeForce GTX 570M	1874	688	NA	NA

Videocard Name	Passmark G3D Mark (higher is better)	Rank (lower is better)	Videocard Value (higher is better)	Price (USD)
----------------	--------------------------------------	------------------------	------------------------------------	-------------

CPU Benchmarks Video Card Benchmarks Hard Drive Benchmarks RAM PC Systems Android iOS / iPhone

GeForce GTX 580M	2074	636	8.34	\$248.68*
GeForce GTX 590	3341	456	7.68	\$435.00*
GeForce GTX 645	1877	685	NA	NA
GeForce GTX 650	1755	723	15.97	\$109.98*
GeForce GTX 650 Ti	2534	548	27.24	\$93.05*
GeForce GTX 650 Ti BOOST	3328	457	NA	NA
GeForce GTX 660	3992	397	23.77	\$167.95*
GeForce GTX 660 Ti	4368	371	30.34	\$144.00*
GeForce GTX 660M	1432	818	18.13	\$78.99*
GeForce GTX 670	5301	309	27.33	\$193.98*
GeForce GTX 670M	1731	730	NA	NA
GeForce GTX 670MX	1920	677	NA	NA
GeForce GTX 675M	1943	671	NA	NA
GeForce GTX 675MX	2748	511	NA	NA
GeForce GTX 680	5523	297	13.84	\$399.00*
GeForce GTX 680M	3175	469	23.35	\$135.99*
GeForce GTX 680M KY Bullet Edition	3568	432	NA	NA
GeForce GTX 680MX	4142	388	NA	NA
GeForce GTX 690	5556	295	19.78	\$280.99*
GeForce GTX 745	2152	623	7.55	\$284.95*
GeForce GTX 750	3353	453	41.92	\$79.99*
GeForce GTX 750 Ti	3897	404	44.24	\$88.11*
GeForce GTX 760	4774	346	32.05	\$149.00*
GeForce GTX 760 Ti	5145	321	17.30	\$297.50*
GeForce GTX 760 Ti OEM	5427	300	NA	NA
GeForce GTX 760A	1226	879	NA	NA
Videocard Name	Passmark G3D Mark (higher is better)	Rank (lower is better)	Videocard Value (higher is better)	Price (USD)
GeForce GTX 760M	1697	742	NA	NA
GeForce GTX 765M	1991	658	10.69	\$186.30*
GeForce GTX 770	5887	283	23.64	\$249.00*
GeForce GTX 770M	2792	505	20.24	\$138.00*
GeForce GTX 775M	4271	381	NA	NA
GeForce GTX 780	8025	212	28.66	\$279.99*
GeForce GTX 780 Ti	9452	176	27.80	\$339.99*
GeForce GTX 780M	3794	413	7.60	\$499.00*

Videocard Name	Passmark G3D Mark (higher is better)	Rank (lower is better)	Videocard Value (higher is better)	Price (USD)
----------------	--------------------------------------	------------------------	------------------------------------	-------------

CPU Benchmarks Video Card Benchmarks Hard Drive Benchmarks RAM PC Systems Android iOS / iPhone

GeForce GTX 850M	2536	547	NA	NA
GeForce GTX 850M - MODDED	1091	939	NA	NA
GeForce GTX 860M	3042	483	26.69	\$114.00*
GeForce GTX 870M	3470	441	NA	NA
GeForce GTX 880M	3764	414	NA	NA
GeForce GTX 950	5343	305	37.63	\$141.99*
GeForce GTX 950A	2523	552	NA	NA
GeForce GTX 950M	2595	540	4.58	\$567.00*
GeForce GTX 960	6027	275	35.04	\$172.00*
GeForce GTX 960A	2410	568	NA	NA
GeForce GTX 960M	3402	447	2.91	\$1,169.00*
GeForce GTX 965M	3710	421	NA	NA
GeForce GTX 970	9641	170	40.51	\$237.99*
GeForce GTX 970M	5730	287	27.29	\$209.99*
GeForce GTX 970XM FORCE	6706	256	NA	NA
GeForce GTX 980	11131	150	45.00	\$247.35*
GeForce GTX 980 Ti	13868	102	17.33	\$800.46
GeForce GTX 980M	7360	239	25.38	\$289.99*
GeForce GTX 1050	5045	331	21.03	\$239.99*
GeForce GTX 1050 3GB	5112	323	NA	NA
GeForce GTX 1050 (Mobile)	4461	366	NA	NA
GeForce GTX 1050 Ti	6299	267	30.73	\$204.99
GeForce GTX 1050 Ti (Mobile)	5918	282	NA	NA
GeForce GTX 1050 Ti with Max-Q Design	5395	302	NA	NA
GeForce GTX 1050 with Max-Q Design	3868	407	NA	NA
GeForce GTX 1060	10075	162	35.98	\$279.99*
GeForce GTX 1060 3GB	9743	168	36.09	\$269.99*
GeForce GTX 1060 5GB	8917	192	18.27	\$487.99*
GeForce GTX 1060 (Mobile)	8160	209	NA	NA
GeForce GTX 1060 with Max-Q Design	7938	216	NA	NA
GeForce GTX 1070	13510	109	27.68	\$488.09*
GeForce GTX 1070 (Mobile)	10465	156	NA	NA
GeForce GTX 1070 Ti	14709	91	25.81	\$569.99*
GeForce GTX 1070 with Max-Q Design	10060	165	NA	NA
GeForce GTX 1080	15479	82	34.96	\$442.79*

Videocard Name	Passmark G3D Mark (higher is better)	Rank (lower is better)	Videocard Value (higher is better)	Price (USD)
----------------	--------------------------------------	------------------------	------------------------------------	-------------

CPU Benchmarks Video Card Benchmarks Hard Drive Benchmarks RAM PC Systems Android iOS / iPhone

GeForce GTX 1080 with Max-Q Design	11570	144	NA	NA
GeForce GTX 1630	5080	324	36.29	\$139.99
GeForce GTX 1650	7853	221	52.36	\$149.99
GeForce GTX 1650 (Mobile)	6968	247	NA	NA
Videocard Name	Passmark G3D Mark (higher is better)	Rank (lower is better)	Videocard Value (higher is better)	Price (USD)
GeForce GTX 1650 SUPER	10114	161	35.44	\$285.38*
GeForce GTX 1650 Ti	7543	233	NA	NA
GeForce GTX 1650 Ti with Max-Q Design	6354	264	NA	NA
GeForce GTX 1650 with Max-Q Design	6060	273	NA	NA
GeForce GTX 1660	11729	143	35.96	\$326.14
GeForce GTX 1660 SUPER	12805	123	53.36	\$239.99
GeForce GTX 1660 Ti	12954	121	39.34	\$329.30
GeForce GTX 1660 Ti (Mobile)	10179	159	NA	NA
GeForce GTX 1660 Ti with Max-Q Design	8676	197	NA	NA
GeForce GTX Titan	8204	208	11.01	\$745.00*
GeForce GTX TITAN Black	9057	187	17.25	\$524.99*
GeForce GTX TITAN X	13072	118	11.92	\$1,096.99*
GeForce GTX TITAN Z	8986	189	5.93	\$1,515.00*
GeForce MX110	1454	810	NA	NA
GeForce MX130	1865	691	NA	NA
GeForce MX150	2283	591	38.51	\$59.29*
GeForce MX230	1834	702	NA	NA
GeForce MX250	2455	560	NA	NA
GeForce MX330	2490	556	NA	NA
GeForce MX350	2833	499	NA	NA
GeForce MX450	3721	420	NA	NA
GeForce MX550	4584	358	NA	NA
GeForce MX570	5773	286	NA	NA
GeForce MX570 A	6053	274	NA	NA
GeForce PCX 5300	6	2288	NA	NA
GeForce PCX 5750	34	2166	NA	NA
GeForce PCX 5900	34	2172	NA	NA
GeForce RTX 2050	6868	250	NA	NA
GeForce RTX 2060	14102	98	55.30	\$254.99
GeForce RTX 2060 12GB	15911	75	NA	NA

Videocard Name	Passmark G3D Mark (higher is better)	Rank (lower is better)	Videocard Value (higher is better)	Price (USD)
----------------	--------------------------------------	------------------------	------------------------------------	-------------

CPU Benchmarks Video Card Benchmarks Hard Drive Benchmarks RAM PC Systems Android iOS / iPhone

GeForce RTX 2060 SUPER	16612	67	47.00	\$353.49
GeForce RTX 2060 with Max-Q Design	9783	167	NA	NA
GeForce RTX 2070	16182	70	59.94	\$269.99*
GeForce RTX 2070 (Mobile)	12354	132	NA	NA
GeForce RTX 2070 SUPER	18261	57	36.67	\$497.95
GeForce RTX 2070 Super with Max-Q Design	14021	100	NA	NA
GeForce RTX 2070 with Max-Q Design	11908	139	NA	NA
GeForce RTX 2080	18812	49	23.60	\$797.05*
GeForce RTX 2080 (Mobile)	15107	88	NA	NA
GeForce RTX 2080 SUPER	19579	41	26.42	\$740.99*
GeForce RTX 2080 Super with Max-Q Design	13775	104	NA	NA
GeForce RTX 2080 Ti	21880	26	19.45	\$1,124.99*
GeForce RTX 2080 with Max-Q Design	13182	116	6.28	\$2,099.99*
GeForce RTX 3050	13012	119	59.16	\$219.95
GeForce RTX 3050 4GB Laptop GPU	7096	243	NA	NA
GeForce RTX 3050 6GB Laptop GPU	9955	166	NA	NA
GeForce RTX 3050 Laptop GPU	9356	178	34.66	\$269.99*
GeForce RTX 3050 OEM	11966	138	NA	NA
Videocard Name	Passmark G3D Mark (higher is better)	Rank (lower is better)	Videocard Value (higher is better)	Price (USD)
GeForce RTX 3050 Ti Laptop GPU	10134	160	NA	NA
GeForce RTX 3060	17201	61	66.16	\$259.99
GeForce RTX 3060 Laptop GPU	13354	113	43.08	\$309.99*
GeForce RTX 3060 Ti	20639	31	75.06	\$274.99
GeForce RTX 3070	22507	24	46.78	\$481.10
GeForce RTX 3070 Laptop GPU	15562	80	NA	NA
GeForce RTX 3070 Ti	23835	19	47.67	\$499.99
GeForce RTX 3070 Ti Laptop GPU	18491	55	NA	NA
GeForce RTX 3080	25433	17	32.80	\$775.52
GeForce RTX 3080 12GB	26874	15	NA	NA
GeForce RTX 3080 Laptop GPU	16685	65	NA	NA
GeForce RTX 3080 Ti	27446	11	24.23	\$1,132.62
GeForce RTX 3080 Ti Laptop GPU	20458	33	NA	NA
GeForce RTX 3090	26962	14	18.31	\$1,472.74
GeForce RTX 3090 Ti	29826	8	15.88	\$1,878.00
GeForce RTX 4050 Laptop GPU	15470	83	NA	NA

Videocard Name	Passmark G3D Mark (higher is better)	Rank (lower is better)	Videocard Value (higher is better)	Price (USD)
----------------	--------------------------------------	------------------------	------------------------------------	-------------

CPU Benchmarks Video Card Benchmarks Hard Drive Benchmarks RAM PC Systems Android iOS / iPhone

GeForce RTX 4060 Ti	22404	25	58.96	\$379.99
GeForce RTX 4070	27027	12	45.05	\$599.99
GeForce RTX 4070 Laptop GPU	19772	39	NA	NA
GeForce RTX 4070 Ti	31751	4	39.69	\$799.99
GeForce RTX 4080	35237	2	32.03	\$1,099.99
GeForce RTX 4080 Laptop GPU	26859	16	NA	NA
GeForce RTX 4090	39265	1	24.56	\$1,599.00
GeForce RTX 4090 Laptop GPU	29979	7	NA	NA
GF117	554	1396	NA	NA
GRID GTX P40-6	4340	374	NA	NA
GRID K1	650	1269	1.65	\$395.00*
GRID K2	2736	513	0.61	\$4,449.99
GRID K120Q	293	1649	NA	NA
GRID K140Q	727	1197	NA	NA
GRID K160Q	628	1298	NA	NA
GRID K180Q	533	1420	NA	NA
GRID K220Q	912	1042	NA	NA
GRID K240Q	2541	546	NA	NA
GRID K260Q	2949	490	NA	NA
GRID K280Q	2839	498	NA	NA
GRID K520	3399	449	22.66	\$149.99*
GRID M6-0B	911	1043	NA	NA
GRID M6-1Q	2069	637	NA	NA
GRID M6-8Q	3568	433	NA	NA
GRID M10-0Q	913	1039	NA	NA
GRID M10-1B	2309	584	NA	NA
GRID M10-1Q	3351	454	NA	NA
GRID M10-2B	2333	579	NA	NA
GRID M10-2Q	2691	522	NA	NA
GRID M10-4Q	2976	487	NA	NA
GRID M10-8Q	2606	535	NA	NA
GRID M60-0B	1838	700	NA	NA
Videocard Name	Passmark G3D Mark (higher is better)	Rank (lower is better)	Videocard Value (higher is better)	Price (USD)
GRID M60-0Q	827	1105	NA	NA
GRID M60-1B	4456	367	NA	NA

Videocard Name	Passmark G3D Mark (higher is better)	Rank (lower is better)	Videocard Value (higher is better)	Price (USD)
----------------	--------------------------------------	------------------------	------------------------------------	-------------

CPU Benchmarks Video Card Benchmarks Hard Drive Benchmarks RAM PC Systems Android iOS / iPhone

<u>GRID M60-2Q</u>	5203	316	NA	NA
<u>GRID M60-4Q</u>	3831	412	NA	NA
<u>GRID M60-8A</u>	5523	298	NA	NA
<u>GRID M60-8Q</u>	3883	405	NA	NA
<u>GRID P6-2Q</u>	3925	401	NA	NA
<u>GRID P6-4Q</u>	4429	369	NA	NA
<u>GRID P40-2B</u>	3354	452	NA	NA
<u>GRID P40-2Q</u>	4023	396	NA	NA
<u>GRID P40-3Q</u>	681	1239	NA	NA
<u>GRID P40-4Q</u>	5364	303	NA	NA
<u>GRID P40-8Q</u>	8967	190	NA	NA
<u>GRID P40-24Q</u>	4727	353	NA	NA
<u>GRID P100-1B</u>	2223	611	NA	NA
<u>GRID P100-8Q</u>	3841	410	NA	NA
<u>GRID P100-16Q</u>	5944	279	NA	NA
<u>GRID RTX6000P-6Q</u>	4777	344	NA	NA
<u>GRID T4-1Q</u>	2702	518	NA	NA
<u>GRID T4-2B</u>	2601	537	NA	NA
<u>GRID T4-2Q</u>	3450	443	NA	NA
<u>GRID T4-4Q</u>	3260	462	NA	NA
<u>GRID T4-8Q</u>	4518	363	NA	NA
<u>GRID V100-8Q</u>	16	2243	NA	NA
<u>GRID V100D-8Q</u>	4155	387	NA	NA
<u>GT 430</u>	223	1717	<u>1.56</u>	<u>\$142.88*</u>
<u>Incredible HD</u>	389	1569	NA	NA
<u>Incredible HD 4000</u>	517	1441	NA	NA
<u>Incredible HD 4600</u>	749	1174	NA	NA
<u>Intel 2nd Generation SandyBridge HD</u>	185	1763	NA	NA
<u>Intel 2nd Generation SandyBridge HD 3000</u>	205	1745	NA	NA
<u>Intel 4th Generation Haswell HD</u>	419	1545	NA	NA
<u>Intel 865 Embedded Controller</u>	3	2356	NA	NA
<u>Intel 915G,910G Express</u>	4	2345	NA	NA
<u>Intel 915G/915GV/910GL Embedded Controller Functio</u>	4	2326	NA	NA
<u>Intel 945G Embedded Chipset Function 0</u>	4	2333	NA	NA

Videocard Name	Passmark G3D Mark (higher is better)	Rank (lower is better)	Videocard Value (higher is better)	Price (USD)
----------------	--------------------------------------	------------------------	------------------------------------	-------------

CPU Benchmarks Video Card Benchmarks Hard Drive Benchmarks RAM PC Systems Android iOS / iPhone

Intel 946GZ Express	2	2379	NA	NA
Intel 82845G Controller	2	2402	NA	NA
Intel 82845G/GL Controller	2	2391	NA	NA
Intel 82845G/GL/GE/PE/GV Controller	2	2382	NA	NA
Intel 82852/82855 GM/GME Controller	1	2413	NA	NA
Intel 82865G Controller	4	2325	NA	NA
Intel 82915G Express	5	2298	NA	NA
Intel 82915G/915GV/910GL	3	2355	NA	NA
Intel 82915G/GV/910GL Advanced v3.5	2	2390	NA	NA
Intel 82915G/GV/910GL Express	3	2376	NA	NA
Intel 82945G Express	12	2253	NA	NA

Videocard Name	Passmark G3D Mark (higher is better)	Rank (lower is better)	Videocard Value (higher is better)	Price (USD)
Intel 82945G Express-Chipsatzfamilie	8	2270	NA	NA
Intel - Express Chipset G41	56	2085	NA	NA
Intel - Express Chipset Q45/Q43	57	2080	NA	NA
Intel Arc A380	3966	399	NA	NA
Intel Arc A750	8212	207	34.22	\$239.99
Intel Arc A770	8629	199	25.38	\$339.99
Intel Arc A770M	6896	248	NA	NA
Intel B43 Express Chipset	66	2058	NA	NA
Intel Coffee Lake UHD	1158	909	NA	NA
Intel Extreme Controller	1	2404	NA	NA
Intel G33/G31 Express	58	2077	NA	NA
Intel G35 Express	3090	479	NA	NA
Intel G41 Express Chipset	90	1980	NA	NA
Intel G41 Express-Chipsatz	57	2082	NA	NA
Intel G45/G43 Express Chipset	87	1985	NA	NA
Intel G45/G43/G41 Express Chipset	67	2048	NA	NA
Intel G965 Express	222	1718	NA	NA
Intel GMA 3150 Express	2	2397	NA	NA
Intel Haswell HD - GT1	123	1869	NA	NA
Intel Haswell HD - GT2	139	1824	NA	NA
Intel HD 500	298	1646	NA	NA
Intel HD 505	343	1604	NA	NA
Intel HD 510	621	1305	NA	NA

Videocard Name	Passmark G3D Mark (higher is better)	Rank (lower is better)	Videocard Value (higher is better)	Price (USD)
----------------	--------------------------------------	------------------------	------------------------------------	-------------

CPU Benchmarks Video Card Benchmarks Hard Drive Benchmarks RAM PC Systems Android iOS / iPhone

Intel HD 520	871	1069	NA	NA
Intel HD 530	994	985	NA	NA
Intel HD 610	699	1225	NA	NA
Intel HD 615	727	1196	NA	NA
Intel HD 630	1118	926	NA	NA
Intel HD 2000	213	1730	NA	NA
Intel HD 3000	256	1689	0.27	\$945.00*
Intel HD 4000	341	1605	0.21	\$1,592.95*
Intel HD 4400	520	1435	NA	NA
Intel HD 4600	632	1291	NA	NA
Intel HD 5000	574	1374	0.92	\$625.00*
Intel HD 5200	830	1103	NA	NA
Intel HD 5300	389	1568	NA	NA
Intel HD 5500	584	1360	NA	NA
Intel HD 5600	2263	602	NA	NA
Intel HD 6000	855	1077	NA	NA
Intel HD Family	456	1507	NA	NA
Intel HD Graphics 620	927	1032	NA	NA
Intel HD manual-15.28-1861	62	2066	NA	NA
Intel HD manual-gen9_2015-133271	165	1786	NA	NA
Intel HD Modded	112	1906	NA	NA
Intel HD P530	1150	913	NA	NA
Intel HD P630	1160	908	NA	NA
Intel HD P3000	286	1660	NA	NA
Intel HD P4000	516	1442	NA	NA
Videocard Name	Passmark G3D Mark (higher is better)	Rank (lower is better)	Videocard Value (higher is better)	Price (USD)
Intel HD P4600	604	1332	NA	NA
Intel HD P4600/P4700	639	1281	NA	NA
Intel Infoshock HD	193	1756	NA	NA
Intel Iris 540	1249	865	NA	NA
Intel Iris 550	1392	827	NA	NA
Intel Iris 650	1432	817	NA	NA
Intel Iris 5100	751	1172	NA	NA
Intel Iris 6100	910	1045	NA	NA
Intel Iris Plus	1829	703	NA	NA

Videocard Name	Passmark G3D Mark (higher is better)	Rank (lower is better)	Videocard Value (higher is better)	Price (USD)
----------------	--------------------------------------	------------------------	------------------------------------	-------------

CPU Benchmarks Video Card Benchmarks Hard Drive Benchmarks RAM PC Systems Android iOS / iPhone

<u>Intel Iris Plus 645</u>	1727	731	NA	NA
<u>Intel Iris Plus 650</u>	1575	773	NA	NA
<u>Intel Iris Plus 655</u>	1756	722	NA	NA
<u>Intel Iris Pro 580</u>	1989	659	NA	NA
<u>Intel Iris Pro 5200</u>	1206	887	NA	NA
<u>Intel Iris Pro 6100</u>	925	1033	NA	NA
<u>Intel Iris Pro Graphics 6200</u>	1438	813	NA	NA
<u>Intel Iris Pro P580</u>	2168	619	NA	NA
<u>Intel Iris Pro P6300</u>	1625	760	NA	NA
<u>Intel Iris Xe</u>	2689	523	NA	NA
<u>Intel Iris Xe MAX</u>	2009	654	NA	NA
<u>Intel Iris Xe MAX 100</u>	1924	674	NA	NA
<u>Intel Media Accelerator</u>	32	2181	NA	NA
<u>Intel Media Accelerator 500</u>	3	2363	NA	NA
<u>Intel Media Accelerator 600</u>	6	2279	NA	NA
<u>Intel Media Accelerator 3150</u>	2	2381	NA	NA
<u>Intel Media Accelerator HD</u>	100	1944	NA	NA
<u>Intel Poison Ivy</u>	738	1186	NA	NA
<u>Intel Q33 Express</u>	5	2300	NA	NA
<u>Intel Q35 Embedded</u>	8	2266	NA	NA
<u>Intel Q35 Express</u>	98	1951	NA	NA
<u>Intel Q45/Q43 Express Chipset</u>	153	1796	NA	NA
<u>Intel Q45/Q43 Express-Chipsatz</u>	57	2083	NA	NA
<u>Intel Q965/Q963 Express</u>	222	1719	NA	NA
<u>Intel Skylake HD DT GT2</u>	576	1369	NA	NA
<u>Intel UHD Graphics</u>	1480	805	NA	NA
<u>Intel UHD Graphics 600</u>	326	1625	NA	NA
<u>Intel UHD Graphics 605</u>	369	1583	NA	NA
<u>Intel UHD Graphics 610</u>	723	1202	NA	NA
<u>Intel UHD Graphics 615</u>	763	1160	NA	NA
<u>Intel UHD Graphics 617</u>	901	1048	NA	NA
<u>Intel UHD Graphics 620</u>	1036	962	NA	NA
<u>Intel UHD Graphics 630</u>	1256	864	NA	NA
<u>Intel UHD Graphics 710</u>	1101	931	NA	NA
<u>Intel UHD Graphics 730</u>	1653	748	NA	NA

Videocard Name	Passmark G3D Mark (higher is better)	Rank (lower is better)	Videocard Value (higher is better)	Price (USD)
----------------	--------------------------------------	------------------------	------------------------------------	-------------

CPU Benchmarks Video Card Benchmarks Hard Drive Benchmarks RAM PC Systems Android iOS / iPhone

Intel UHD Graphics 770	1811	711	NA	NA
Intel UHD Graphics P630	2276	595	NA	NA
Intel UHD Graphics P750	1726	732	NA	NA
Videocard Name	Passmark G3D Mark (higher is better)	Rank (lower is better)	Videocard Value (higher is better)	Price (USD)
Intel US15 Embedded Media and Controller	7	2276	NA	NA
ION	84	1994	0.37	\$229.99*
ION LE	97	1956	NA	NA
M860G with Mobility Radeon 4100	75	2019	NA	NA
M880G with Mobility Radeon HD 4200	92	1970	NA	NA
M880G with Mobility Radeon HD 4225	71	2030	NA	NA
M880G with Mobility Radeon HD 4250	104	1931	NA	NA
Master X3100 Driver	10	2258	NA	NA
Matrox C420 LP PCIe x16	597	1340	NA	NA
Matrox C680 PCIe x16	1903	681	NA	NA
Matrox C900 PCIe x16	1812	710	NA	NA
Matrox G200e WDDM 1.2	59	2073	NA	NA
Matrox G200e WDDM 2.0	106	1921	NA	NA
Matrox G200eh	40	2138	NA	NA
Matrox G200eh WDDM 1.2	51	2093	NA	NA
Matrox G200eh WDDM 2.0	46	2115	NA	NA
Matrox G200eR	36	2157	NA	NA
Matrox G200eR WDDM 1.2	45	2118	NA	NA
Matrox G200eR WDDM 2.0	67	2049	NA	NA
Matrox G200eW	39	2143	NA	NA
Matrox G200eW3 WDDM 2.0	94	1964	NA	NA
Matrox G200eW WDDM 1.2	50	2103	NA	NA
Matrox M9120 PCIe x16	19	2230	NA	NA
Matrox M9120 Plus LP PCIe x16	25	2208	NA	NA
Matrox M9125 PCIe x16	25	2209	NA	NA
Matrox M9128 LP PCIe x16	31	2186	NA	NA
Matrox M9138 LP PCIe x16	42	2130	NA	NA
Matrox M9140 LP PCIe x16	23	2221	NA	NA
Matrox M9148 LP PCIe x16	40	2140	NA	NA
Matrox Millennium P650 PCIe 128	5	2308	NA	NA
Matrox Millennium P690 PCIe x16	366	1585	NA	NA

Videocard Name	Passmark G3D Mark (higher is better)	Rank (lower is better)	Videocard Value (higher is better)	Price (USD)
----------------	--------------------------------------	------------------------	------------------------------------	-------------

CPU Benchmarks Video Card Benchmarks Hard Drive Benchmarks RAM PC Systems Android iOS / iPhone

Matrox Parhelia 128MB	3	2365	0.01	\$393.99*
Matrox Parhelia 256MB	9	2260	NA	NA
Matrox Parhelia APVe	5	2301	NA	NA
MEDION RADEON 9800 XXL	71	2029	NA	NA
MEDION RADEON X740XL	94	1963	NA	NA
MIRRORV3	1080	944	NA	NA
Mobile Intel965 Express	17	2240	NA	NA
Mobile Intel 4 Express-Chipsatzfamilie	44	2124	NA	NA
Mobile Intel 45 Express	43	2126	NA	NA
Mobile Intel 45 Express-Chipsatzfamilie	117	1886	NA	NA
Mobile Intel 915GM/GMS/910GML Express	1	2407	NA	NA
Mobile Intel 945 Express	1	2408	NA	NA
Mobile Intel 945GM Express	5	2295	NA	NA
Mobile Intel 945GM/GU Express	5	2309	NA	NA
Mobile Intel 965 Express	50	2100	NA	NA
Mobile Intel 965 Express - BR-0907-0461 v1839	8	2268	NA	NA
Mobile Intel 965 Express-Chipsatzfamilie	24	2218	NA	NA
Videocard Name	Passmark G3D Mark (higher is better)	Rank (lower is better)	Videocard Value (higher is better)	Price (USD)
Mobile Intel - famiglia Express Chipset 45	38	2148	NA	NA
Mobile Intel HD	284	1664	0.59	\$479.98*
Mobile Intel serie 4 Express	44	2123	NA	NA
MOBILITY FIREGL 7800	4	2322	NA	NA
MOBILITY FIREGL T2	40	2137	NA	NA
MOBILITY FIREGL T2/T2e	33	2175	NA	NA
MOBILITY FireGL V3200	62	2067	NA	NA
MOBILITY FireGL V5000	81	2003	NA	NA
MOBILITY FireGL V5200	44	2120	NA	NA
MOBILITY FireGL V5250	27	2200	NA	NA
Mobility FireGL V5725	219	1723	NA	NA
MOBILITY IGP 9000/9100	10	2259	NA	NA
Mobility Radeon 4100	81	2008	NA	NA
MOBILITY RADEON 7000 IGP	6	2287	NA	NA
MOBILITY RADEON 7500	3	2359	NA	NA
MOBILITY RADEON 9000	3	2369	NA	NA

Videocard Name	Passmark G3D Mark (higher is better)	Rank (lower is better)	Videocard Value (higher is better)	Price (USD)
----------------	--------------------------------------	------------------------	------------------------------------	-------------

CPU Benchmarks Video Card Benchmarks Hard Drive Benchmarks RAM PC Systems Android iOS / iPhone

<u>MOBILITY RADEON 9000/9100 IGP</u>	5	2299	NA	NA
<u>MOBILITY RADEON 9100 IGP</u>	2	2380	NA	NA
<u>MOBILITY RADEON 9200</u>	3	2378	NA	NA
<u>MOBILITY RADEON 9550</u>	30	2192	NA	NA
<u>MOBILITY RADEON 9600</u>	36	2161	NA	NA
<u>MOBILITY RADEON 9600 PRO TURBO</u>	24	2214	NA	NA
<u>MOBILITY RADEON 9600/9700</u>	39	2146	NA	NA
<u>MOBILITY RADEON 9700</u>	27	2199	NA	NA
<u>MOBILITY RADEON 9800</u>	46	2116	NA	NA
<u>Mobility Radeon HD 530v</u>	174	1775	NA	NA
<u>Mobility Radeon HD 540v</u>	188	1762	NA	NA
<u>Mobility Radeon HD 545v</u>	199	1750	NA	NA
<u>Mobility Radeon HD 550v</u>	266	1680	NA	NA
<u>Mobility Radeon HD 560v</u>	318	1633	NA	NA
<u>Mobility Radeon HD 565v</u>	353	1599	NA	NA
<u>Mobility Radeon HD 2300</u>	50	2101	NA	NA
<u>Mobility Radeon HD 2400</u>	89	1982	NA	NA
<u>Mobility Radeon HD 2400 XT</u>	102	1939	NA	NA
<u>Mobility Radeon HD 2600</u>	167	1784	NA	NA
<u>Mobility Radeon HD 2600 XT</u>	191	1759	NA	NA
<u>Mobility Radeon HD 3400 Serisi</u>	111	1910	NA	NA
<u>Mobility Radeon HD 3410</u>	62	2065	NA	NA
<u>Mobility Radeon HD 3430</u>	98	1954	NA	NA
<u>Mobility Radeon HD 3450</u>	91	1977	NA	NA
<u>Mobility Radeon HD 3470</u>	93	1967	NA	NA
<u>Mobility Radeon HD 3470 Hybrid X2</u>	93	1965	NA	NA
<u>Mobility Radeon HD 3650</u>	129	1851	<u>1.76</u>	<u>\$73.53*</u>
<u>Mobility Radeon HD 3670</u>	232	1711	NA	NA
<u>Mobility Radeon HD 3850</u>	365	1587	NA	NA
<u>Mobility Radeon HD 3870</u>	547	1400	NA	NA
<u>Mobility Radeon HD 3870 X2</u>	477	1480	NA	NA
<u>Mobility Radeon HD 4200</u>	90	1978	NA	NA
Videocard Name	Passmark G3D Mark (higher is better)	Rank (lower is better)	Videocard Value (higher is better)	Price (USD)
<u>Mobility Radeon HD 4225</u>	66	2057	NA	NA
<u>Mobility Radeon HD 4250</u>	98	1952	NA	NA

Videocard Name	Passmark G3D Mark (higher is better)	Rank (lower is better)	Videocard Value (higher is better)	Price (USD)
----------------	--------------------------------------	------------------------	------------------------------------	-------------

CPU Benchmarks Video Card Benchmarks Hard Drive Benchmarks RAM PC Systems Android iOS / iPhone

Mobility Radeon HD 4300 Serisi	73	2025	NA	NA
Mobility Radeon HD 4330	135	1838	NA	NA
Mobility Radeon HD 4350	148	1806	NA	NA
Mobility Radeon HD 4550	191	1760	NA	NA
Mobility Radeon HD 4570	136	1834	1.80	\$75.90*
Mobility Radeon HD 4650	401	1561	NA	NA
Mobility Radeon HD 4670	463	1501	NA	NA
Mobility Radeon HD 4830	511	1444	NA	NA
Mobility Radeon HD 4850	866	1072	NA	NA
Mobility Radeon HD 4870	719	1208	NA	NA
Mobility Radeon HD 5000	773	1150	NA	NA
Mobility Radeon HD 5000 Serisi	478	1478	NA	NA
Mobility Radeon HD 5165	284	1665	NA	NA
Mobility Radeon HD 5430	181	1767	NA	NA
Mobility Radeon HD 5450	214	1728	NA	NA
Mobility Radeon HD 5470	236	1708	NA	NA
Mobility Radeon HD 5570	544	1409	NA	NA
Mobility Radeon HD 5650	449	1517	NA	NA
Mobility Radeon HD 5730	498	1458	NA	NA
Mobility Radeon HD 5850	763	1159	NA	NA
Mobility Radeon HD 5870	1092	938	NA	NA
Mobility Radeon HD serie 4200	96	1960	NA	NA
MOBILITY RADEON X300	33	2174	NA	NA
MOBILITY RADEON X600	50	2102	NA	NA
MOBILITY RADEON X600 SE	49	2105	NA	NA
MOBILITY RADEON X700	66	2053	NA	NA
MOBILITY RADEON X700 XL	59	2070	NA	NA
Mobility Radeon X1300	39	2144	NA	NA
Mobility Radeon X1350	39	2142	NA	NA
Mobility Radeon X1400	42	2127	NA	NA
Mobility Radeon X1450	33	2178	NA	NA
Mobility Radeon X1600	92	1972	NA	NA
Mobility Radeon X1700	104	1929	NA	NA
MOBILITY RADEON X1800	130	1849	NA	NA
Mobility Radeon X1900	134	1839	NA	NA

Videocard Name	Passmark G3D Mark (higher is better)	Rank (lower is better)	Videocard Value (higher is better)	Price (USD)
----------------	--------------------------------------	------------------------	------------------------------------	-------------

CPU Benchmarks Video Card Benchmarks Hard Drive Benchmarks RAM PC Systems Android iOS / iPhone

Mobility Radeon X2300 HD	48	2108	NA	NA
Mobility Radeon X2500	81	2002	NA	NA
MOBILITY RADEON XPRESS 200	27	2203	NA	NA
Mobility Radeon. HD 5470	215	1727	NA	NA
MOBILITY/RADEON 9000	4	2342	NA	NA
MONSTER GeForce GTX 675M	2637	532	NA	NA
MxGPU	1826	705	NA	NA
N16P-GX	1204	890	NA	NA
N18E-Q1	2525	551	NA	NA
nForce 750a SLI	83	1998	NA	NA
Videocard Name	Passmark G3D Mark (higher is better)	Rank (lower is better)	Videocard Value (higher is better)	Price (USD)
nForce 760i SLI	140	1821	NA	NA
nForce 780a SLI	92	1973	NA	NA
nForce 980a/780a SLI	81	2005	NA	NA
NV44	15	2244	NA	NA
NVIDIA A10	20590	32	NA	NA
NVIDIA A10G	18723	51	NA	NA
NVIDIA A40	9169	183	NA	NA
NVIDIA GeForce3 Ti200	5	2297	NA	NA
NVIDIA TITAN X	13659	107	22.46	\$608.10*
NVIDIA TITAN Xp	18742	50	11.39	\$1,645.00*
NVS 300	111	1908	1.77	\$62.97*
NVS 310	242	1702	3.91	\$62.06*
NVS 315	288	1657	4.12	\$69.99*
NVS 510	720	1207	2.82	\$255.53*
NVS 810	1161	906	1.86	\$624.99*
NVS 2100M	139	1822	NA	NA
NVS 3100M	114	1897	NA	NA
NVS 4200M	265	1681	0.67	\$399.00*
NVS 5100M	189	1761	NA	NA
NVS 5200M	518	1438	NA	NA
NVS 5400M	633	1290	NA	NA
OPAL XT/GL	1053	955	NA	NA
P104-100	4290	380	14.30	\$299.99*
P106-090	2342	577	NA	NA

Videocard Name	Passmark G3D Mark (higher is better)	Rank (lower is better)	Videocard Value (higher is better)	Price (USD)
----------------	--------------------------------------	------------------------	------------------------------------	-------------

CPU Benchmarks Video Card Benchmarks Hard Drive Benchmarks RAM PC Systems Android iOS / iPhone

PHDGD Ivy 4	374	1580	NA	NA
PHDGD Ivy 5	445	1521	NA	NA
PHDGD Quantic C3	116	1887	NA	NA
PHDGD Sapphire GR for Mobile Intel 965	25	2207	NA	NA
PHDGD Solo 1.2.0 x86	11	2257	NA	NA
PHDGD Solo 2 x64	20	2229	NA	NA
Q12U-1	5164	319	NA	NA
Quadro2 MXR/EX	4	2332	NA	NA
Quadro2 Pro	1	2415	NA	NA
Quadro4 380 XGL	6	2282	NA	NA
Quadro4 900 XGL	4	2315	NA	NA
Quadro4 980 XGL	5	2313	0.01	\$341.43*
Quadro 280 NVS PCIe	5	2296	NA	NA
Quadro 400	148	1805	0.70	\$211.00*
Quadro 410	443	1522	3.44	\$129.00*
Quadro 500M	570	1378	2.07	\$275.14*
Quadro 600	545	1405	7.18	\$76.00*
Quadro 1000M	580	1363	10.64	\$54.50*
Quadro 1100M	755	1169	NA	NA
Quadro 2000	942	1020	4.42	\$213.23*
Quadro 2000 D	1239	869	NA	NA
Quadro 2000D	975	996	6.96	\$140.00*
Quadro 2000M	781	1139	3.40	\$229.74*
Quadro 2100M	1100	933	NA	NA
Videocard Name	Passmark G3D Mark (higher is better)	Rank (lower is better)	Videocard Value (higher is better)	Price (USD)
Quadro 3000M	1009	975	14.43	\$69.99*
Quadro 4000	1484	803	1.43	\$1,040.66
Quadro 4000M	1316	844	5.67	\$232.06*
Quadro 5000	1923	675	1.17	\$1,640.24
Quadro 5000M	2059	641	NA	NA
Quadro 5010M	1771	720	7.51	\$235.95*
Quadro 6000	2695	521	0.66	\$4,092.38*
Quadro 7000	3505	436	NA	NA
Quadro CX	947	1015	6.32	\$149.95*
Quadro FX 350	85	1987	NA	NA

Videocard Name	Passmark G3D Mark (higher is better)	Rank (lower is better)	Videocard Value (higher is better)	Price (USD)
----------------	--------------------------------------	------------------------	------------------------------------	-------------

CPU Benchmarks Video Card Benchmarks Hard Drive Benchmarks RAM PC Systems Android iOS / iPhone

Quadro FX 360M	86	1986	NA	NA
Quadro FX 370	83	1997	0.67	\$125.00*
Quadro FX 370 Low Profile	102	1935	NA	NA
Quadro FX 370 LP	108	1918	NA	NA
Quadro FX 370M	93	1968	NA	NA
Quadro FX 380	131	1846	1.81	\$72.50*
Quadro FX 380 LP	130	1848	NA	NA
Quadro FX 380M	120	1875	NA	NA
Quadro FX 500/600 PCI	14	2246	NA	NA
Quadro FX 500/FX 600	7	2274	NA	NA
Quadro FX 540	80	2010	1.35	\$59.99*
Quadro FX 550	63	2063	0.22	\$287.82*
Quadro FX 560	113	1901	0.76	\$150.25*
Quadro FX 570	228	1713	1.99	\$115.00*
Quadro FX 570M	104	1932	NA	NA
Quadro FX 580	151	1800	1.17	\$130.00*
Quadro FX 770M	170	1781	0.32	\$527.00*
Quadro FX 880M	215	1726	NA	NA
Quadro FX 1000	34	2170	NA	NA
Quadro FX 1100	35	2162	0.17	\$212.99*
Quadro FX 1300	34	2169	NA	NA
Quadro FX 1400	124	1865	0.51	\$245.01*
Quadro FX 1500	197	1754	1.71	\$115.01*
Quadro FX 1500M	171	1778	NA	NA
Quadro FX 1600M	131	1847	0.87	\$149.90*
Quadro FX 1700	115	1892	0.33	\$350.14*
Quadro FX 1700M	172	1777	NA	NA
Quadro FX 1800	402	1558	2.98	\$135.00*
Quadro FX 1800M	466	1492	NA	NA
Quadro FX 2000	18	2237	NA	NA
Quadro FX 2500M	217	1724	12.45	\$17.50*
Quadro FX 2700	543	1411	NA	NA
Quadro FX 2700M	346	1602	3.46	\$99.95*
Quadro FX 2800M	422	1542	2.22	\$190.00*
Quadro FX 3000	69	2044	0.41	\$166.61*

Videocard Name	Passmark G3D Mark (higher is better)	Rank (lower is better)	Videocard Value (higher is better)	Price (USD)
----------------	--------------------------------------	------------------------	------------------------------------	-------------

CPU Benchmarks Video Card Benchmarks Hard Drive Benchmarks RAM PC Systems Android iOS / iPhone

Quadro FX 3450	148	1804	1.24	\$119.99*
Quadro FX 3450/4000 SDI	182	1766	NA	NA
Videocard Name	Passmark G3D Mark (higher is better)	Rank (lower is better)	Videocard Value (higher is better)	Price (USD)
Quadro FX 3500	291	1654	4.23	\$68.98*
Quadro FX 3500M	306	1639	3.06	\$99.99*
Quadro FX 3600M	466	1491	NA	NA
Quadro FX 3700	374	1581	1.76	\$213.27*
Quadro FX 3700M	456	1508	0.49	\$925.00*
Quadro FX 3800	798	1128	3.08	\$259.13*
Quadro FX 3800M	615	1314	NA	NA
Quadro FX 4000	101	1942	NA	NA
Quadro FX 4500	226	1715	1.34	\$169.00*
Quadro FX 4500 X2	236	1709	NA	NA
Quadro FX 4600	429	1532	1.29	\$333.25*
Quadro FX 4700 X2	676	1246	NA	NA
Quadro FX 4800	992	987	4.86	\$204.00*
Quadro FX 5500	242	1703	0.12	\$1,999.00*
Quadro FX 5600	539	1415	1.83	\$295.00*
Quadro FX 5800	1216	883	4.44	\$274.00*
Quadro FX Go1400	101	1940	NA	NA
Quadro GP100	15607	79	NA	NA
Quadro GV100	20292	34	2.25	\$8,999.00*
Quadro K420	765	1157	2.85	\$269.00*
Quadro K510M	610	1325	NA	NA
Quadro K600	759	1163	12.62	\$60.24*
Quadro K610M	721	1205	3.01	\$240.00*
Quadro K620	2238	607	1.10	\$2,029.99*
Quadro K620M	1162	904	NA	NA
Quadro K1000M	790	1134	11.30	\$69.95*
Quadro K1100M	1084	942	3.36	\$322.99*
Quadro K1200	2872	495	10.07	\$285.29*
Quadro K2000	1561	777	5.31	\$294.00*
Quadro K2000D	1577	772	4.64	\$339.99*
Quadro K2000M	1018	970	7.07	\$144.04*
Quadro K2100M	1358	835	3.27	\$415.99*

	Videocard Name	Passmark G3D Mark (higher is better)	Rank (lower is better)	Videocard Value (higher is better)	Price (USD)	
CPU Benchmarks	Video Card Benchmarks	Hard Drive Benchmarks	RAM	PC Systems	Android	iOS / iPhone
	Quadro K2200M	3440	445	27.54	\$124.95*	
	Quadro K3000M	1637	756	4.02	\$407.56*	
	Quadro K3100M	2271	597	5.68	\$399.95*	
	Quadro K4000	2696	520	9.99	\$270.00*	
	Quadro K4000M	1927	672	7.59	\$254.00*	
	Quadro K4100M	2659	529	10.18	\$261.29*	
	Quadro K4200	4318	378	17.34	\$249.00*	
	Quadro K5000	3968	398	15.94	\$249.00*	
	Quadro K5000M	2763	508	5.43	\$508.91*	
	Quadro K5100M	3094	478	2.79	\$1,108.84*	
	Quadro K5200	5926	281	14.28	\$415.00*	
	Quadro K6000	8020	213	38.07	\$210.66*	
	Quadro M500M	1152	912	NA	NA	
	Quadro M520	1861	695	NA	NA	
	Quadro M600M	2145	625	8.52	\$251.99*	
	Quadro M620	2809	502	NA	NA	
	Videocard Name	Passmark G3D Mark (higher is better)	Rank (lower is better)	Videocard Value (higher is better)	Price (USD)	
	Quadro M1000M	2927	491	34.04	\$85.99*	
	Quadro M1200	3280	460	NA	NA	
	Quadro M2000	3930	400	14.87	\$264.24*	
	Quadro M2000M	3440	444	16.14	\$213.16*	
	Quadro M2200	4336	375	17.35	\$249.99*	
	Quadro M3000M	5439	299	34.01	\$159.95*	
	Quadro M4000	6647	258	18.36	\$362.00*	
	Quadro M4000M	6276	268	24.62	\$254.91*	
	Quadro M5000	9352	179	18.74	\$499.00*	
	Quadro M5000M	7024	244	12.84	\$546.92*	
	Quadro M5500	7915	219	NA	NA	
	Quadro M6000	11832	141	2.45	\$4,827.53*	
	Quadro M6000 24GB	11810	142	NA	NA	
	Quadro NVS 55/280 PCI	6	2290	NA	NA	
	Quadro NVS 110M	47	2112	NA	NA	
	Quadro NVS 120M	46	2114	NA	NA	
	Quadro NVS 130M	97	1959	NA	NA	
	Quadro NVS 135M	66	2055	NA	NA	

Videocard Name	Passmark G3D Mark (higher is better)	Rank (lower is better)	Videocard Value (higher is better)	Price (USD)
----------------	--------------------------------------	------------------------	------------------------------------	-------------

CPU Benchmarks Video Card Benchmarks Hard Drive Benchmarks RAM PC Systems Android iOS / iPhone

Quadro NVS 150M	70	2035	NA	NA
Quadro NVS 160M	99	1947	NA	NA
Quadro NVS 210S	23	2219	NA	NA
Quadro NVS 210S / GeForce 6150LE	20	2228	NA	NA
Quadro NVS 280 PCI	8	2269	0.06	\$130.00*
Quadro NVS 280 SD	2	2399	NA	NA
Quadro NVS 285	42	2131	0.25	\$169.86*
Quadro NVS 285 128MB	38	2150	0.70	\$55.00*
Quadro NVS 290	207	1741	3.52	\$59.00*
Quadro NVS 295	79	2012	1.27	\$63.00*
Quadro NVS 320M	127	1858	NA	NA
Quadro NVS 420	69	2038	0.47	\$150.00*
Quadro NVS 440	37	2154	0.16	\$228.87*
Quadro NVS 450	61	2068	0.39	\$159.00*
Quadro NVS 510M	253	1692	NA	NA
Quadro P400	1597	769	7.94	\$201.17*
Quadro P500	1549	779	NA	NA
Quadro P520	2093	634	1.40	\$1,499.00*
Quadro P600	3238	464	15.62	\$207.42
Quadro P620	3581	431	7.77	\$460.99
Quadro P1000	4421	370	15.25	\$289.99*
Quadro P2000	7008	245	15.94	\$439.60
Quadro P2000 with Max-Q Design	5061	327	NA	NA
Quadro P2200	9380	177	20.40	\$459.80*
Quadro P3000	6560	262	NA	NA
Quadro P3200	8792	194	22.59	\$389.30*
Quadro P3200 with Max-Q Design	9248	181	NA	NA
Quadro P4000	11541	145	20.75	\$556.19*
Quadro P4000 with Max-Q Design	9082	186	NA	NA
Quadro P4200	10412	157	NA	NA
Videocard Name	Passmark G3D Mark (higher is better)	Rank (lower is better)	Videocard Value (higher is better)	Price (USD)
Quadro P4200 with Max-Q Design	12267	136	NA	NA
Quadro P5000	12281	134	6.57	\$1,868.99*
Quadro P5200	12789	124	NA	NA
Quadro P5200 with Max-Q Design	12612	129	NA	NA

Videocard Name	Passmark G3D Mark (higher is better)	Rank (lower is better)	Videocard Value (higher is better)	Price (USD)
----------------	--------------------------------------	------------------------	------------------------------------	-------------

CPU Benchmarks Video Card Benchmarks Hard Drive Benchmarks RAM PC Systems Android iOS / iPhone

Quadro RTX 3000	11067	151	NA	NA
Quadro RTX 3000 with Max-Q Design	8586	200	NA	NA
Quadro RTX 4000	15442	84	17.18	\$899.00*
Quadro RTX 4000 (Mobile)	12364	131	NA	NA
Quadro RTX 4000 with Max-Q Design	12706	125	NA	NA
Quadro RTX 5000	16171	72	NA	NA
Quadro RTX 5000 (Mobile)	14832	89	NA	NA
Quadro RTX 5000 with Max-Q Design	13687	106	NA	NA
Quadro RTX 6000	19076	48	3.03	\$6,300.00*
Quadro RTX 8000	19505	42	4.11	\$4,741.49*
Quadro T1000	6592	259	16.28	\$404.98
Quadro T1000 with Max-Q Design	6665	257	NA	NA
Quadro T2000	7168	242	13.57	\$528.35*
Quadro T2000 with Max-Q Design	6861	252	NA	NA
Qualcomm Adreno 8cx Gen 3	1875	687	NA	NA
Qualcomm Adreno 540 GPU	118	1883	NA	NA
Qualcomm Adreno 618 GPU	122	1872	NA	NA
Qualcomm Adreno 630 GPU	273	1673	NA	NA
Qualcomm Adreno 675 GPU	539	1414	NA	NA
Qualcomm Adreno 680 GPU	610	1324	NA	NA
Qualcomm Adreno 685 GPU	892	1056	NA	NA
Qualcomm Adreno 690 GPU	962	1006	NA	NA
QXL KMDOD	18	2232	NA	NA
Radeon 520	856	1075	9.52	\$89.99*
Radeon 530	995	984	NA	NA
Radeon 535	1069	949	NA	NA
Radeon 535DX	799	1127	NA	NA
Radeon 540	1370	832	NA	NA
Radeon 540X	1432	816	NA	NA
Radeon 550	1723	733	28.72	\$59.99
Radeon 550X	1466	808	NA	NA
Radeon 620	897	1054	NA	NA
Radeon 625	1114	930	NA	NA
Radeon 630	1244	867	NA	NA
Radeon 780M	7371	238	NA	NA

Videocard Name	Passmark G3D Mark (higher is better)	Rank (lower is better)	Videocard Value (higher is better)	Price (USD)
----------------	--------------------------------------	------------------------	------------------------------------	-------------

CPU Benchmarks Video Card Benchmarks Hard Drive Benchmarks RAM PC Systems Android iOS / iPhone

Radeon 3000	98	1953	0.31	\$319.00*
Radeon 3015e	354	1596	NA	NA
Radeon 3020e	478	1479	NA	NA
Radeon 3100	73	2023	0.34	\$214.99*
Radeon 6600M	508	1448	NA	NA
Radeon 6700	14158	97	NA	NA
Radeon 6750M	911	1044	NA	NA
Radeon 7000 / Radeon VE	2	2388	NA	NA
Videocard Name	Passmark G3D Mark (higher is better)	Rank (lower is better)	Videocard Value (higher is better)	Price (USD)
RADEON 7000 / RADEON VE Family	3	2351	NA	NA
RADEON 7200	2	2383	0.00	\$599.99*
RADEON 7500	3	2372	0.02	\$177.25*
RADEON 7500 Family	4	2323	NA	NA
RADEON 8500 Family	6	2283	NA	NA
RADEON 9000	4	2327	NA	NA
RADEON 9000 Family	3	2361	NA	NA
RADEON 9100 Family	6	2289	NA	NA
RADEON 9100 IGP	5	2306	NA	NA
RADEON 9200	3	2358	0.02	\$153.63*
RADEON 9200 LE Family	2	2392	NA	NA
RADEON 9200 PRO Family	2	2384	NA	NA
RADEON 9200 SE	2	2395	NA	NA
RADEON 9250	2	2393	0.01	\$194.00*
RADEON 9500	36	2159	0.90	\$40.50*
RADEON 9500 PRO / 9700	41	2132	NA	NA
RADEON 9550	34	2167	0.12	\$291.74*
Radeon 9550 / X1050	29	2197	NA	NA
RADEON 9600 Family	25	2213	NA	NA
RADEON 9600 PRO	42	2128	NA	NA
RADEON 9600 PRO Family	26	2204	NA	NA
RADEON 9600 TX Family	18	2234	NA	NA
RADEON 9600 XT	35	2165	NA	NA
RADEON 9600SE	27	2201	NA	NA
RADEON 9700 PRO	53	2088	NA	NA
Radeon 9700 TX w/TV-Out	44	2125	NA	NA

Videocard Name	Passmark G3D Mark (higher is better)	Rank (lower is better)	Videocard Value (higher is better)	Price (USD)
----------------	--------------------------------------	------------------------	------------------------------------	-------------

CPU Benchmarks Video Card Benchmarks Hard Drive Benchmarks RAM PC Systems Android iOS / iPhone

RADEON 9800 PRO	59	2072	NA	NA
RADEON 9800 SE	23	2220	NA	NA
RADEON 9800 XT	56	2084	NA	NA
RADEON A9800XT	22	2225	NA	NA
Radeon Athlon Gold 3150U	726	1201	NA	NA
Radeon Athlon Silver 3050U	675	1247	NA	NA
RADEON E2400	51	2095	NA	NA
RADEON E4690	405	1556	NA	NA
Radeon E6460	323	1627	NA	NA
Radeon E6465	231	1712	NA	NA
Radeon E6760	876	1067	3.65	\$239.99*
Radeon E8860	1686	743	NA	NA
Radeon E8870PCIe	3368	451	NA	NA
Radeon Eng Sample: 100-000000085-40_35/24_Y	1440	812	NA	NA
Radeon Eng Sample: 100-000000262-30_Y	2415	567	NA	NA
Radeon Eng Sample: 100-000000287-40_Y	1861	693	NA	NA
Radeon HD4650	239	1704	1.57	\$152.90*
Radeon HD4670	365	1586	NA	NA
RADEON HD6370D	320	1631	NA	NA
RADEON HD6410D	422	1540	NA	NA
RADEON HD6530D	531	1423	NA	NA
RADEON HD7450	199	1751	8.95	\$22.25*
Videocard Name	Passmark G3D Mark (higher is better)	Rank (lower is better)	Videocard Value (higher is better)	Price (USD)
Radeon HD8530M	490	1467	NA	NA
Radeon HD8970M	3368	450	NA	NA
Radeon HD 2350	76	2016	NA	NA
Radeon HD 2400	120	1876	1.37	\$88.20*
Radeon HD 2400 PCI	14	2247	NA	NA
Radeon HD 2400 Pro	114	1900	NA	NA
Radeon HD 2400 XT	118	1881	NA	NA
Radeon HD 2600 PRO	211	1733	1.12	\$188.44*
Radeon HD 2600 Pro AGP	110	1913	NA	NA
Radeon HD 2600 XT	282	1666	1.78	\$159.00*
Radeon HD 2900 GT	292	1652	NA	NA

Videocard Name	Passmark G3D Mark (higher is better)	Rank (lower is better)	Videocard Value (higher is better)	Price (USD)
----------------	--------------------------------------	------------------------	------------------------------------	-------------

CPU Benchmarks Video Card Benchmarks Hard Drive Benchmarks RAM PC Systems Android iOS / iPhone

Radeon HD 2900 XT	659	1262	NA	NA
Radeon HD 3000	95	1961	NA	NA
Radeon HD 3200	82	1999	NA	NA
Radeon HD 3300	126	1861	NA	NA
Radeon HD 3450	131	1845	1.48	\$89.00*
Radeon HD 3470	128	1855	1.17	\$109.65*
Radeon HD 3650 AGP	150	1803	0.81	\$185.00*
Radeon HD 3670	151	1798	NA	NA
Radeon HD 3850	402	1559	NA	NA
Radeon HD 3850 AGP	432	1530	NA	NA
Radeon HD 3850 X2	822	1108	NA	NA
Radeon HD 3870	566	1383	8.09	\$69.99*
Radeon HD 3870 X2	708	1215	NA	NA
Radeon HD 4200	111	1907	NA	NA
Radeon HD 4250	122	1870	NA	NA
Radeon HD 4270	109	1914	NA	NA
Radeon HD 4290	140	1818	NA	NA
Radeon HD 4300/4500 Serisi	155	1794	NA	NA
Radeon HD 4330	108	1917	NA	NA
Radeon HD 4350	107	1919	1.05	\$102.24*
Radeon HD 4550	235	1710	1.51	\$156.00*
Radeon HD 4650	214	1729	3.06	\$69.99*
Radeon HD 4650 AGP	207	1740	NA	NA
Radeon HD 4670	380	1575	2.66	\$142.96*
Radeon HD 4770	887	1058	14.80	\$59.99*
Radeon HD 4810	769	1154	NA	NA
Radeon HD 4830	845	1086	14.09	\$59.99*
Radeon HD 4850	937	1025	2.48	\$378.00*
Radeon HD 4850 X2	1132	920	NA	NA
Radeon HD 4870	1394	826	17.44	\$79.99*
Radeon HD 4870 X2	1309	848	NA	NA
Radeon HD 4890	1512	793	16.80	\$89.99*
Radeon HD 5450	137	1827	1.45	\$94.96*
Radeon HD 5470	268	1678	NA	NA
Radeon HD 5550	376	1579	6.84	\$54.99*

Videocard Name	Passmark G3D Mark (higher is better)	Rank (lower is better)	Videocard Value (higher is better)	Price (USD)
----------------	--------------------------------------	------------------------	------------------------------------	-------------

CPU Benchmarks Video Card Benchmarks Hard Drive Benchmarks RAM PC Systems Android iOS / iPhone

Videocard Name	Passmark G3D Mark (higher is better)	Rank (lower is better)	Videocard Value (higher is better)	Price (USD)
Radeon HD 5600/5700	660	1260	NA	NA
Radeon HD 5670	790	1135	11.79	\$67.00*
Radeon HD 5750	1161	905	16.60	\$69.99*
Radeon HD 5770	1343	839	7.07	\$189.99*
Radeon HD 5830	1719	735	6.64	\$258.99*
Radeon HD 5850	1977	663	6.84	\$288.99*
Radeon HD 5870	2231	608	7.56	\$295.00*
Radeon HD 5970	2307	585	12.82	\$179.99*
Radeon HD 6230	179	1771	NA	NA
Radeon HD 6250	93	1966	NA	NA
Radeon HD 6290	105	1927	NA	NA
Radeon HD 6290M	140	1820	NA	NA
Radeon HD 6300M	143	1815	NA	NA
Radeon HD 6310	122	1871	NA	NA
Radeon HD 6320	148	1807	0.27	\$554.99*
Radeon HD 6320 Graphic	216	1725	NA	NA
Radeon HD 6320M	198	1753	NA	NA
RADEON HD 6350	140	1817	2.39	\$59.00*
Radeon HD 6370D	254	1690	NA	NA
Radeon HD 6370M	275	1672	NA	NA
Radeon HD 6380G	207	1742	0.52	\$399.99*
Radeon HD 6410D	238	1707	NA	NA
Radeon HD 6430M	192	1758	NA	NA
Radeon HD 6450	198	1752	2.24	\$89.00*
Radeon HD 6450 + 8470D Dual	762	1161	NA	NA
Radeon HD 6450A	260	1685	NA	NA
Radeon HD 6470M	228	1714	0.40	\$569.99*
Radeon HD 6480G	259	1687	NA	NA
Radeon HD 6480M	353	1598	NA	NA
Radeon HD 6490M	377	1576	0.32	\$1,193.03*
Radeon HD 6520G	298	1644	NA	NA
Radeon HD 6530D	331	1618	NA	NA
Radeon HD 6550A	707	1217	NA	NA
Radeon HD 6550D	401	1560	NA	NA

Videocard Name	Passmark G3D Mark (higher is better)	Rank (lower is better)	Videocard Value (higher is better)	Price (USD)
----------------	--------------------------------------	------------------------	------------------------------------	-------------

CPU Benchmarks Video Card Benchmarks Hard Drive Benchmarks RAM PC Systems Android iOS / iPhone

Radeon HD 6610M	565	1384	NA	NA
Radeon HD 6620G	353	1597	NA	NA
Radeon HD 6630M	684	1237	NA	NA
Radeon HD 6650A	835	1096	NA	NA
Radeon HD 6650M	759	1165	NA	NA
Radeon HD 6670	732	1193	10.62	\$68.99*
Radeon HD 6670 + 6670 Dual	646	1275	NA	NA
Radeon HD 6670 + 7660D Dual	1492	800	NA	NA
Radeon HD 6670/7670	945	1016	NA	NA
Radeon HD 6700M	1016	972	NA	NA
Radeon HD 6750	1024	967	12.81	\$79.99*
Radeon HD 6750M	937	1024	NA	NA
Radeon HD 6770	1239	868	4.68	\$264.99*
Radeon HD 6770M	964	1002	NA	NA
Radeon HD 6790	1600	768	5.45	\$294.00*
Videocard Name	Passmark G3D Mark (higher is better)	Rank (lower is better)	Videocard Value (higher is better)	Price (USD)
Radeon HD 6800M	808	1121	NA	NA
Radeon HD 6850	1973	664	23.22	\$85.00*
Radeon HD 6850 X2	2534	549	NA	NA
Radeon HD 6870	2216	612	8.06	\$275.00*
Radeon HD 6900M	1707	738	NA	NA
Radeon HD 6950	2634	533	18.82	\$139.99*
Radeon HD 6970	2822	500	18.82	\$149.99*
Radeon HD 6970M	2270	598	10.51	\$215.99*
Radeon HD 6990	3013	486	6.04	\$498.49*
Radeon HD 7290	115	1893	NA	NA
Radeon HD 7290M	123	1868	NA	NA
Radeon HD 7310	128	1853	NA	NA
Radeon HD 7310 - Carte graphique	174	1776	NA	NA
Radeon HD 7310G	180	1768	NA	NA
Radeon HD 7310M	166	1785	NA	NA
Radeon HD 7340	155	1795	0.28	\$552.69*
Radeon HD 7340G	196	1755	NA	NA
Radeon HD 7340M	221	1721	NA	NA
Radeon HD 7350	165	1788	NA	NA

Videocard Name	Passmark G3D Mark (higher is better)	Rank (lower is better)	Videocard Value (higher is better)	Price (USD)
----------------	--------------------------------------	------------------------	------------------------------------	-------------

CPU Benchmarks Video Card Benchmarks Hard Drive Benchmarks RAM PC Systems Android iOS / iPhone

Radeon HD 7420G	307	1638	NA	NA
Radeon HD 7450	224	1716	4.50	\$49.99*
Radeon HD 7450A	288	1658	NA	NA
Radeon HD 7450M	329	1623	NA	NA
Radeon HD 7470	289	1656	3.55	\$81.37*
Radeon HD 7470M	407	1552	NA	NA
Radeon HD 7480D	281	1669	NA	NA
Radeon HD 7500G	293	1648	NA	NA
Radeon HD 7500G + 7500M/7600M Dual	616	1312	NA	NA
Radeon HD 7500G + 7550M Dual	497	1462	NA	NA
Radeon HD 7500G + HD 7500M/7600M Dual	355	1595	NA	NA
Radeon HD 7520G	316	1634	NA	NA
Radeon HD 7520G + 7400M Dual	486	1472	NA	NA
Radeon HD 7520G + 7470M Dual	542	1413	NA	NA
Radeon HD 7520G + 7500/7600 Dual	582	1362	NA	NA
Radeon HD 7520G + 7600M Dual	591	1349	NA	NA
Radeon HD 7520G + 7610M Dual	588	1352	NA	NA
Radeon HD 7520G + 7650M Dual	453	1512	NA	NA
Radeon HD 7520G + 7670M Dual	523	1431	NA	NA
Radeon HD 7520G + 7700M Dual	1060	951	NA	NA
Radeon HD 7520G + 8600/8700M Dual	311	1636	NA	NA
Radeon HD 7520G + 8750M Dual	376	1577	NA	NA
Radeon HD 7520G + HD 7400M Dual	544	1408	NA	NA
Radeon HD 7520G + HD 7500/7600 Dual	832	1099	NA	NA
Radeon HD 7520G + HD 7600M Dual	447	1518	NA	NA
Radeon HD 7520G + HD 7670M Dual	495	1464	NA	NA
Radeon HD 7520G + HD 7700M Dual	574	1372	NA	NA
Radeon HD 7520G + HD 8600/8700M Dual	623	1303	NA	NA
Radeon HD 7520G + HD 8750M Dual	651	1268	NA	NA

Videocard Name	Passmark G3D Mark (higher is better)	Rank (lower is better)	Videocard Value (higher is better)	Price (USD)
Radeon HD 7520G N HD 7520G + HD 7500/7600 7500/760	574	1375	NA	NA
Radeon HD 7520G N HD 7520G + HD 7600M N HD 7600M D	364	1589	NA	NA
Radeon HD 7540D	330	1621	NA	NA
Radeon HD 7540D + 6570 Dual	719	1209	NA	NA

Videocard Name	Passmark G3D Mark (higher is better)	Rank (lower is better)	Videocard Value (higher is better)	Price (USD)
----------------	--------------------------------------	------------------------	------------------------------------	-------------

CPU Benchmarks Video Card Benchmarks Hard Drive Benchmarks RAM PC Systems Android iOS / iPhone

Radeon HD 7540D + HD 6450 Dual	643	1278	NA	NA
Radeon HD 7550M	464	1497	NA	NA
Radeon HD 7550M/7650M	728	1195	NA	NA
Radeon HD 7560D	462	1502	NA	NA
Radeon HD 7560D + 6450 Dual	568	1381	NA	NA
Radeon HD 7560D + 6570 Dual	833	1097	NA	NA
Radeon HD 7560D + 6670 Dual	1130	921	NA	NA
Radeon HD 7560D + 7560D Dual	982	992	NA	NA
Radeon HD 7560D + 7570 Dual	985	988	NA	NA
Radeon HD 7560D + 7670 Dual	1426	821	NA	NA
Radeon HD 7560D + 7700 Dual	1919	678	NA	NA
Radeon HD 7560D + HD 6570 Dual	1237	872	NA	NA
Radeon HD 7560D + HD 6670 Dual	1554	778	NA	NA
Radeon HD 7560D + HD 7000 Dual	534	1418	NA	NA
Radeon HD 7560D + HD 7600 Dual	1258	863	NA	NA
Radeon HD 7560D + HD 7670 Dual	1380	829	NA	NA
Radeon HD 7560D + HD 7700 Dual	1346	837	NA	NA
Radeon HD 7560D + HD 8570 Dual	935	1027	NA	NA
Radeon HD 7560D + R5 235 Dual	563	1386	NA	NA
Radeon HD 7570	624	1302	6.09	\$102.49*
Radeon HD 7570M	430	1531	NA	NA
Radeon HD 7570M/HD 7670M	699	1228	NA	NA
Radeon HD 7580D	350	1601	NA	NA
Radeon HD 7600G	311	1635	NA	NA
Radeon HD 7600G + 6400M Dual	376	1578	NA	NA
Radeon HD 7600G + 7450M Dual	389	1567	NA	NA
Radeon HD 7600G + 7500M/7600M Dual	405	1555	NA	NA
Radeon HD 7600G + 7550M Dual	423	1539	NA	NA
Radeon HD 7600G + 8500M/8700M Dual	333	1616	NA	NA
Radeon HD 7600G + HD 7400M Dual	328	1624	NA	NA
Radeon HD 7600G + HD 7500M/7600M Dual	476	1482	NA	NA
Radeon HD 7600G + HD 7550M Dual	509	1446	NA	NA
Radeon HD 7600G + HD 8670M Dual	543	1410	NA	NA
Radeon HD 7600G + HD Dual	435	1527	NA	NA

Videocard Name	Passmark G3D Mark (higher is better)	Rank (lower is better)	Videocard Value (higher is better)	Price (USD)
----------------	--------------------------------------	------------------------	------------------------------------	-------------

CPU Benchmarks Video Card Benchmarks Hard Drive Benchmarks RAM PC Systems Android iOS / iPhone

<u>Radeon HD 7600M + 7600M Dual</u>	773	1148	NA	NA
<u>Radeon HD 7610M</u>	632	1292	NA	NA
<u>Radeon HD 7620G</u>	352	1600	NA	NA
<u>Radeon HD 7620G + 8600M Dual</u>	508	1447	NA	NA
<u>Radeon HD 7620G + 8670M Dual</u>	577	1368	NA	NA
<u>Radeon HD 7620G + HD 8600M Dual</u>	442	1523	NA	NA
<u>Radeon HD 7620G + HD 8670M Dual</u>	507	1451	NA	NA
<u>Radeon HD 7620G N HD 7620G + HD 8600M N HD 8600M D</u>	451	1515	NA	NA
<u>Radeon HD 7640G</u>	463	1499	NA	NA
Videocard Name	Passmark G3D Mark (higher is better)	Rank (lower is better)	Videocard Value (higher is better)	Price (USD)
<u>Radeon HD 7640G + 6400M Dual</u>	526	1426	NA	NA
<u>Radeon HD 7640G + 7400M Dual</u>	637	1283	NA	NA
<u>Radeon HD 7640G + 7450M Dual</u>	754	1170	NA	NA
<u>Radeon HD 7640G + 7470M Dual</u>	595	1345	NA	NA
<u>Radeon HD 7640G + 7500/7600 Dual</u>	627	1300	NA	NA
<u>Radeon HD 7640G + 7500M/7600M Dual</u>	775	1146	NA	NA
<u>Radeon HD 7640G + 7600M Dual</u>	705	1220	NA	NA
<u>Radeon HD 7640G + 7610M Dual</u>	510	1445	NA	NA
<u>Radeon HD 7640G + 7650M Dual</u>	747	1176	NA	NA
<u>Radeon HD 7640G + 7670M Dual</u>	644	1277	NA	NA
<u>Radeon HD 7640G + 7690M Dual</u>	945	1017	NA	NA
<u>Radeon HD 7640G + 7700M Dual</u>	690	1232	NA	NA
<u>Radeon HD 7640G + 8500M Dual</u>	585	1357	NA	NA
<u>Radeon HD 7640G + 8570M Dual</u>	558	1393	NA	NA
<u>Radeon HD 7640G + 8600/8700M Dual</u>	688	1234	NA	NA
<u>Radeon HD 7640G + 8600M Dual</u>	249	1696	NA	NA
<u>Radeon HD 7640G + 8670M Dual</u>	558	1391	NA	NA
<u>Radeon HD 7640G + 8750M Dual</u>	654	1265	NA	NA
<u>Radeon HD 7640G + HD 7400M Dual</u>	621	1306	NA	NA
<u>Radeon HD 7640G + HD 7500/7600 Dual</u>	423	1538	NA	NA
<u>Radeon HD 7640G + HD 7600M Dual</u>	704	1223	NA	NA
<u>Radeon HD 7640G + HD 7600M N HD 7600M Dual</u>	406	1554	NA	NA
<u>Radeon HD 7640G + HD 7670M Dual</u>	518	1439	NA	NA

Videocard Name	Passmark G3D Mark (higher is better)	Rank (lower is better)	Videocard Value (higher is better)	Price (USD)
----------------	--------------------------------------	------------------------	------------------------------------	-------------

CPU Benchmarks Video Card Benchmarks Hard Drive Benchmarks RAM PC Systems Android iOS / iPhone

Radeon HD 7640G + HD 7700M N HD 7700M Dual	630	1293	NA	NA
Radeon HD 7640G + HD 8500M Dual	607	1328	NA	NA
Radeon HD 7640G + HD 8500M N HD 8500M Dual	665	1253	NA	NA
Radeon HD 7640G + HD 8570M Dual	474	1485	NA	NA
Radeon HD 7640G + HD 8600/8700M Dual	586	1355	NA	NA
Radeon HD 7640G + HD 8670M Dual	677	1244	NA	NA
Radeon HD 7640G + HD 8750M Dual	996	983	NA	NA
Radeon HD 7640G + R5 M200 Dual	559	1389	NA	NA
Radeon HD 7640G N HD 7640G + HD 7600M N HD 7600M D	824	1107	NA	NA
Radeon HD 7640G N HD 7640G + HD 7670M Dual	679	1242	NA	NA
Radeon HD 7640G N HD 7640G + HD 8570M Dual	422	1541	NA	NA
Radeon HD 7650A	573	1377	2.19	\$262.00*
Radeon HD 7650M	441	1524	NA	NA
Radeon HD 7660D	507	1450	NA	NA
Radeon HD 7660D + 6570 Dual	1100	932	NA	NA
Radeon HD 7660D + 6670 Dual	1238	871	NA	NA
Radeon HD 7660D + 7470 Dual	465	1496	NA	NA
Radeon HD 7660D + 7500 Dual	1121	924	NA	NA
Radeon HD 7660D + 7540D Dual	1204	891	NA	NA
Radeon HD 7660D + 7670 Dual	1061	950	NA	NA
Radeon HD 7660D + HD 6670 Dual	1484	802	NA	NA
Radeon HD 7660D + HD 7000 Dual	633	1288	NA	NA
Radeon HD 7660D + HD 7400 Dual	339	1610	NA	NA
Radeon HD 7660D + HD 7700 Dual	1958	668	NA	NA
Radeon HD 7660D + R5 235 Dual	523	1429	NA	NA
Videocard Name	Passmark G3D Mark (higher is better)	Rank (lower is better)	Videocard Value (higher is better)	Price (USD)
Radeon HD 7660D + R7 240 Dual	941	1021	NA	NA
Radeon HD 7660G	471	1487	NA	NA
Radeon HD 7660G + 7400M Dual	588	1353	NA	NA
Radeon HD 7660G + 7470M Dual	630	1294	NA	NA
Radeon HD 7660G + 7600M Dual	831	1102	NA	NA
Radeon HD 7660G + 7610M Dual	745	1180	NA	NA

Videocard Name	Passmark G3D Mark (higher is better)	Rank (lower is better)	Videocard Value (higher is better)	Price (USD)
----------------	--------------------------------------	------------------------	------------------------------------	-------------

CPU Benchmarks Video Card Benchmarks Hard Drive Benchmarks RAM PC Systems Android iOS / iPhone

Radeon HD 7660G + 7700M Dual	757	1168	NA	NA
Radeon HD 7660G + 7730M Dual	931	1029	NA	NA
Radeon HD 7660G + 8600M Dual	445	1520	NA	NA
Radeon HD 7660G + 8670M Dual	587	1354	NA	NA
Radeon HD 7660G + HD 7500/7600 7500/7600 Dual	1002	980	NA	NA
Radeon HD 7660G + HD 7500/7600 Dual	760	1162	NA	NA
Radeon HD 7660G + HD 7500M/7600M Dual	999	982	NA	NA
Radeon HD 7660G + HD 7600M Dual	523	1430	NA	NA
Radeon HD 7660G + HD 7600M N HD 7600M Dual	460	1505	NA	NA
Radeon HD 7660G + HD 7670M Dual	706	1218	NA	NA
Radeon HD 7660G + HD 7700M Dual	777	1144	NA	NA
Radeon HD 7660G + HD 7730M Dual	881	1065	NA	NA
Radeon HD 7660G + HD 8500M Dual	758	1166	NA	NA
Radeon HD 7660G + HD 8600/8700M Dual	747	1177	NA	NA
Radeon HD 7660G + HD 8600M Dual	363	1591	NA	NA
Radeon HD 7660G + HD 8670M Dual	711	1214	NA	NA
Radeon HD 7660G N HD 7660G + HD 7600M N HD 7600M D	722	1203	NA	NA
Radeon HD 7660G N HD 7660G + HD 7670M Dual	704	1221	NA	NA
Radeon HD 7660G N HD 7660G + HD 7700M N HD 7700M D	966	1001	NA	NA
Radeon HD 7670	838	1091	NA	NA
Radeon HD 7670A	1050	956	NA	NA
Radeon HD 7670M	476	1481	0.76	\$629.99*
Radeon HD 7670M + 7670M Dual	738	1188	NA	NA
Radeon HD 7690M	1003	979	NA	NA
Radeon HD 7690M XT	1009	976	NA	NA
Radeon HD 7700-serie	1899	682	NA	NA
Radeon HD 7730	1224	880	5.26	\$232.70*
Radeon HD 7730M	727	1199	NA	NA
Radeon HD 7750	1704	740	17.05	\$99.99*
Radeon HD 7750M	1191	894	NA	NA
Radeon HD 7770	2169	618	7.23	\$300.00*
Radeon HD 7790	3090	480	22.07	\$139.99*
Radeon HD 7800-serie	4029	395	NA	NA

Videocard Name	Passmark G3D Mark (higher is better)	Rank (lower is better)	Videocard Value (higher is better)	Price (USD)
----------------	--------------------------------------	------------------------	------------------------------------	-------------

CPU Benchmarks Video Card Benchmarks Hard Drive Benchmarks RAM PC Systems Android iOS / iPhone

Radeon HD 7850M	1372	831	NA	NA
Radeon HD 7870	4636	357	26.34	\$176.00*
Radeon HD 7870 XT	4469	365	NA	NA
Radeon HD 7870M	1507	795	NA	NA
Radeon HD 7950 / R9 280	4764	348	36.04	\$132.20*
Radeon HD 7970 / R9 280X	5247	310	21.25	\$246.99*
Radeon HD 7970M	3846	408	NA	NA
Radeon HD 7990	5565	294	13.91	\$399.99*

Videocard Name	Passmark G3D Mark (higher is better)	Rank (lower is better)	Videocard Value (higher is better)	Price (USD)
Radeon HD 8180	138	1826	NA	NA
Radeon HD 8210	184	1764	NA	NA
Radeon HD 8210E	193	1757	NA	NA
Radeon HD 8240	238	1705	NA	NA
Radeon HD 8250	209	1737	NA	NA
Radeon HD 8280	286	1661	NA	NA
Radeon HD 8280E	244	1700	NA	NA
Radeon HD 8280G	269	1676	NA	NA
Radeon HD 8310E	340	1609	NA	NA
Radeon HD 8330	249	1697	NA	NA
Radeon HD 8330E	251	1694	NA	NA
Radeon HD 8350	162	1789	1.63	\$99.81*
Radeon HD 8350G	304	1640	NA	NA
Radeon HD 8370D	320	1630	NA	NA
Radeon HD 8400	261	1684	NA	NA
Radeon HD 8400E	268	1677	NA	NA
Radeon HD 8410G	435	1528	NA	NA
Radeon HD 8450G	363	1590	NA	NA
Radeon HD 8450G + 8600/8700M Dual	1070	948	NA	NA
Radeon HD 8450G + 8600M Dual	545	1406	NA	NA
Radeon HD 8450G + 8670M Dual	474	1484	NA	NA
Radeon HD 8450G + 8750M Dual	637	1284	NA	NA
Radeon HD 8450G + HD 8600M Dual	452	1514	NA	NA
Radeon HD 8450G + HD 8670M Dual	574	1376	NA	NA
Radeon HD 8450G + HD 8750M Dual	503	1456	NA	NA
Radeon HD 8450G + R5 M230 Dual	578	1365	NA	NA

Videocard Name	Passmark G3D Mark (higher is better)	Rank (lower is better)	Videocard Value (higher is better)	Price (USD)
----------------	--------------------------------------	------------------------	------------------------------------	-------------

CPU Benchmarks Video Card Benchmarks Hard Drive Benchmarks RAM PC Systems Android iOS / iPhone

Radeon HD 8470D	360	1593	NA	NA
Radeon HD 8470D + 6450 Dual	717	1211	NA	NA
Radeon HD 8470D + 6570 Dual	837	1093	NA	NA
Radeon HD 8470D + HD 6450 Dual	862	1074	NA	NA
Radeon HD 8470D + HD 6670 Dual	1435	814	NA	NA
Radeon HD 8470D + HD 7500 Dual	1545	782	NA	NA
Radeon HD 8490	263	1683	2.92	\$89.99*
Radeon HD 8500M	404	1557	NA	NA
Radeon HD 8500M/8700M	852	1082	NA	NA
Radeon HD 8510G	365	1588	NA	NA
Radeon HD 8510G + 8500M Dual	596	1341	NA	NA
Radeon HD 8510G + HD 8500M Dual	629	1297	NA	NA
Radeon HD 8550D	685	1236	NA	NA
Radeon HD 8550G	407	1553	NA	NA
Radeon HD 8550G + 7600M Dual	901	1050	NA	NA
Radeon HD 8550G + 8500M Dual	602	1334	NA	NA
Radeon HD 8550G + 8570M Dual	532	1421	NA	NA
Radeon HD 8550G + 8600/8700M Dual	802	1123	NA	NA
Radeon HD 8550G + 8600M Dual	617	1311	NA	NA
Radeon HD 8550G + 8670M Dual	579	1364	NA	NA
Radeon HD 8550G + 8690M Dual	664	1255	NA	NA
Radeon HD 8550G + 8750M Dual	795	1131	NA	NA
Videocard Name	Passmark G3D Mark (higher is better)	Rank (lower is better)	Videocard Value (higher is better)	Price (USD)
Radeon HD 8550G + HD 7600M Dual	854	1078	NA	NA
Radeon HD 8550G + HD 8500M Dual	558	1390	NA	NA
Radeon HD 8550G + HD 8570M Dual	529	1424	NA	NA
Radeon HD 8550G + HD 8600/8700M Dual	654	1266	NA	NA
Radeon HD 8550G + HD 8600M Dual	593	1347	NA	NA
Radeon HD 8550G + HD 8670M Dual	546	1403	NA	NA
Radeon HD 8550G + HD 8750M Dual	819	1113	NA	NA
Radeon HD 8550G + R5 M200 Dual	619	1308	NA	NA
Radeon HD 8550G + R5 M230 Dual	487	1470	NA	NA
Radeon HD 8550G N HD 8550G + HD 8600M N HD 8600M D	611	1319	NA	NA
Radeon HD 8570	962	1005	9.76	\$98.68*

Videocard Name	Passmark G3D Mark (higher is better)	Rank (lower is better)	Videocard Value (higher is better)	Price (USD)
----------------	--------------------------------------	------------------------	------------------------------------	-------------

CPU Benchmarks Video Card Benchmarks Hard Drive Benchmarks RAM PC Systems Android iOS / iPhone

Radeon HD 8570 + HD 7660D Dual	949	1013	NA	NA
Radeon HD 8570D	432	1529	NA	NA
Radeon HD 8570D + 6570 Dual	1239	870	NA	NA
Radeon HD 8570D + 6670 Dual	1039	961	NA	NA
Radeon HD 8570D + HD8490 Dual	374	1582	NA	NA
Radeon HD 8570D + HD 6570 Dual	868	1071	NA	NA
Radeon HD 8570D + HD 6670 Dual	1260	862	NA	NA
Radeon HD 8570D + HD 7000 Dual	753	1171	NA	NA
Radeon HD 8570D + HD 7700 Dual	1834	701	NA	NA
Radeon HD 8570D + HD 8470 Dual	338	1613	NA	NA
Radeon HD 8570D + HD 8570 Dual	1032	963	NA	NA
Radeon HD 8570D + R5 235 Dual	470	1489	NA	NA
Radeon HD 8570D + R7 200 Dual	999	981	NA	NA
Radeon HD 8570D + R7 240 Dual	963	1004	NA	NA
Radeon HD 8570M	421	1543	NA	NA
Radeon HD 8600/8700M	1029	964	NA	NA
Radeon HD 8610G	428	1533	NA	NA
Radeon HD 8610G + 8500M Dual	610	1326	NA	NA
Radeon HD 8610G + 8600M Dual	588	1351	NA	NA
Radeon HD 8610G + 8670M Dual	599	1336	NA	NA
Radeon HD 8610G + HD 8500M Dual	645	1276	NA	NA
Radeon HD 8610G + HD 8600M Dual	480	1475	NA	NA
Radeon HD 8610G + HD 8670M Dual	577	1366	NA	NA
Radeon HD 8610G + R5 M200 Dual	676	1245	NA	NA
Radeon HD 8650D	396	1565	NA	NA
Radeon HD 8650G	555	1395	NA	NA
Radeon HD 8650G + 7600M Dual	741	1184	NA	NA
Radeon HD 8650G + 7670M Dual	883	1064	NA	NA
Radeon HD 8650G + 7700M Dual	1126	923	NA	NA
Radeon HD 8650G + 8500M Dual	626	1301	NA	NA
Radeon HD 8650G + 8570M Dual	654	1267	NA	NA
Radeon HD 8650G + 8600/8700M Dual	831	1101	NA	NA
Radeon HD 8650G + 8600M Dual	613	1318	NA	NA
Radeon HD 8650G + 8670M Dual	635	1286	NA	NA
Radeon HD 8650G + 8750M Dual	786	1137	NA	NA

Videocard Name	Passmark G3D Mark (higher is better)	Rank (lower is better)	Videocard Value (higher is better)	Price (USD)
----------------	--------------------------------------	------------------------	------------------------------------	-------------

CPU Benchmarks Video Card Benchmarks Hard Drive Benchmarks RAM PC Systems Android iOS / iPhone

Videocard Name	Passmark G3D Mark (higher is better)	Rank (lower is better)	Videocard Value (higher is better)	Price (USD)
<u>Radeon HD 8650G + HD 7670M Dual</u>	634	1287	NA	NA
<u>Radeon HD 8650G + HD 8570M Dual</u>	716	1212	NA	NA
<u>Radeon HD 8650G + HD 8600/8700M Dual</u>	763	1158	NA	NA
<u>Radeon HD 8650G + HD 8600M Dual</u>	606	1329	NA	NA
<u>Radeon HD 8650G + HD 8600M N HD 8600M Dual</u>	757	1167	NA	NA
<u>Radeon HD 8650G + HD 8670M Dual</u>	585	1358	NA	NA
<u>Radeon HD 8650G + HD 8750M Dual</u>	778	1142	NA	NA
<u>Radeon HD 8650G + HD 8790M Dual</u>	799	1126	NA	NA
<u>Radeon HD 8650G + R5 M200 Dual</u>	722	1204	NA	NA
<u>Radeon HD 8650G + R5 M230 Dual</u>	686	1235	NA	NA
<u>Radeon HD 8650G N HD 8650G + HD 8570M Dual</u>	773	1149	NA	NA
<u>Radeon HD 8650G N HD 8650G + HD 8600/8700M Dual</u>	796	1130	NA	NA
<u>Radeon HD 8650G N HD 8650G + HD 8600M N HD 8600M D</u>	679	1241	NA	NA
<u>Radeon HD 8670D</u>	542	1412	NA	NA
<u>Radeon HD 8670D + 6670 Dual</u>	1361	834	NA	NA
<u>Radeon HD 8670D + 7000 Dual</u>	811	1120	NA	NA
<u>Radeon HD 8670D + 7700 Dual</u>	1788	718	NA	NA
<u>Radeon HD 8670D + 8570 Dual</u>	974	997	NA	NA
<u>Radeon HD 8670D + HD 6670 Dual</u>	1221	881	NA	NA
<u>Radeon HD 8670D + HD 7000 Dual</u>	718	1210	NA	NA
<u>Radeon HD 8670D + HD 7600 Dual</u>	1317	843	NA	NA
<u>Radeon HD 8670D + HD 7700 Dual</u>	1892	684	NA	NA
<u>Radeon HD 8670D + R5 235 Dual</u>	836	1094	NA	NA
<u>Radeon HD 8670D + R5 330 Dual</u>	746	1179	NA	NA
<u>Radeon HD 8670D + R7 200 Dual</u>	949	1012	NA	NA
<u>Radeon HD 8670D + R7 240 Dual</u>	1020	969	NA	NA
<u>Radeon HD 8670D N HD 8670D + HD 8670D Dual</u>	488	1468	NA	NA
<u>Radeon HD 8670M</u>	520	1434	NA	NA
<u>Radeon HD 8690A</u>	483	1473	NA	NA
<u>Radeon HD 8690M</u>	984	990	NA	NA
<u>Radeon HD 8730M</u>	704	1222	NA	NA

Videocard Name	Passmark G3D Mark (higher is better)	Rank (lower is better)	Videocard Value (higher is better)	Price (USD)
----------------	--------------------------------------	------------------------	------------------------------------	-------------

CPU Benchmarks Video Card Benchmarks Hard Drive Benchmarks RAM PC Systems Android iOS / iPhone

Radeon HD 8790M	1305	851	NA	NA
Radeon HD 8790M / R9 M290X	1210	885	NA	NA
Radeon HD 8850M	973	998	NA	NA
Radeon HD 8850M / R9 M265X	1139	917	NA	NA
Radeon HD 8870M	1638	755	NA	NA
Radeon HD 8870M / R9 M270X / M370X	1799	713	NA	NA
Radeon HD 8950	2583	542	NA	NA
Radeon HD 8970M	3876	406	27.69	\$139.99*
Radeon HD 8990	5214	314	NA	NA
Radeon HD HD7850M	1651	750	NA	NA
Radeon HDG 4670	170	1779	NA	NA
RADEON IGP 34xM	1	2410	NA	NA
RADEON IGP 320	3	2353	NA	NA
Radeon IGP 320M	3	2360	NA	NA
Radeon IGP 340M	2	2398	NA	NA
RADEON IGP 345M	2	2387	NA	NA
RADEON IGP 350M	6	2291	NA	NA
Radeon Infoshock 3000	106	1920	NA	NA

Videocard Name	Passmark G3D Mark (higher is better)	Rank (lower is better)	Videocard Value (higher is better)	Price (USD)
Radeon Instinct MI25 MxGPU	4816	342	NA	NA
Radeon M535DX	749	1175	NA	NA
Radeon Pro	3272	461	14.23	\$229.99*
Radeon Pro 450	2722	516	NA	NA
Radeon Pro 455	3112	475	6.93	\$449.00*
Radeon Pro 460	3452	442	NA	NA
Radeon Pro 465	4537	360	NA	NA
Radeon Pro 555	3140	473	2.99	\$1,049.00*
Radeon Pro 560	3475	440	NA	NA
Radeon Pro 560X	3677	423	NA	NA
Radeon Pro 570	6336	266	NA	NA
Radeon Pro 580	7753	227	NA	NA
Radeon Pro 580X	7540	234	NA	NA
Radeon Pro 5300	7493	237	NA	NA
Radeon Pro 5300M	5973	278	NA	NA
Radeon Pro 5500 XT	8326	205	NA	NA

	Videocard Name	Passmark G3D Mark (higher is better)	Rank (lower is better)	Videocard Value (higher is better)	Price (USD)	
CPU Benchmarks	Video Card Benchmarks	Hard Drive Benchmarks	RAM	PC Systems	Android	iOS / iPhone
	Radeon Pro 5600M	9280	180	NA	NA	
	Radeon Pro 5700	11844	140	NA	NA	
	Radeon Pro 5700 XT	12690	126	NA	NA	
	Radeon Pro Duo	8293	206	2.09	\$3,970.36	
	Radeon PRO Ryzen 5 PRO 6650U	4066	392	NA	NA	
	Radeon PRO Ryzen 7 PRO 6850U	5851	284	NA	NA	
	Radeon Pro SSG	10497	154	4.36	\$2,410.15*	
	Radeon Pro V340 MxGPU	2853	497	NA	NA	
	Radeon Pro V520 MxGPU	12257	137	NA	NA	
	Radeon Pro Vega 16	4682	356	NA	NA	
	Radeon Pro Vega 20	5334	306	NA	NA	
	Radeon Pro Vega 48	11352	148	NA	NA	
	Radeon Pro Vega 56	12353	133	NA	NA	
	Radeon Pro Vega 64	12918	122	NA	NA	
	Radeon Pro Vega II	15667	77	NA	NA	
	Radeon Pro VII	15998	73	NA	NA	
	Radeon Pro W5500	9106	185	22.21	\$409.99*	
	Radeon Pro W5500M	2010	652	NA	NA	
	Radeon Pro W5700	15543	81	23.91	\$649.99*	
	Radeon PRO W6400	7935	217	NA	NA	
	Radeon PRO W6600	16183	69	NA	NA	
	Radeon PRO W6600X	13113	117	NA	NA	
	Radeon PRO W6800	19596	40	10.59	\$1,849.99*	
	Radeon PRO W7800	32145	3	NA	NA	
	Radeon PRO W7900	31216	6	NA	NA	
	Radeon Pro WX 2100	1797	716	NA	NA	
	Radeon Pro WX 3100	2439	563	NA	NA	
	Radeon Pro WX 3200	2472	557	14.11	\$175.30	
	Radeon Pro WX 4100	3759	416	7.52	\$499.99*	
	Radeon Pro WX 4130	1877	686	NA	NA	
	Radeon Pro WX 4150	2345	575	3.84	\$610.04*	
	Radeon Pro WX 4170	1409	824	NA	NA	
	Videocard Name	Passmark G3D Mark (higher is better)	Rank (lower is better)	Videocard Value (higher is better)	Price (USD)	
	Radeon Pro WX 5100	5607	290	15.58	\$359.99*	
	Radeon Pro WX 7100	7903	220	7.54	\$1,047.99*	

Videocard Name	Passmark G3D Mark (higher is better)	Rank (lower is better)	Videocard Value (higher is better)	Price (USD)
----------------	--------------------------------------	------------------------	------------------------------------	-------------

CPU Benchmarks Video Card Benchmarks Hard Drive Benchmarks RAM PC Systems Android iOS / iPhone

Radeon Pro WX 8200	13925	101	8.71	\$1,599.39*
Radeon Pro WX 9100	13192	115	NA	NA
Radeon Pro WX Vega M GL	4897	339	NA	NA
Radeon R1E	301	1643	NA	NA
Radeon R2	238	1706	NA	NA
Radeon R2E	212	1732	NA	NA
Radeon R3	298	1645	NA	NA
Radeon R3E	205	1743	NA	NA
Radeon R4	330	1620	0.83	\$396.99*
Radeon R4E	487	1471	NA	NA
Radeon R5 220	133	1843	1.56	\$85.26*
Radeon R5 230	221	1720	2.74	\$81.10*
Radeon R5 235	341	1606	5.68	\$60.13*
Radeon R5 235 + HD 7560D Dual	743	1181	NA	NA
Radeon R5 235 + HD 8570D Dual	737	1189	NA	NA
Radeon R5 235X	277	1671	NA	NA
Radeon R5 240	526	1427	6.19	\$85.00*
Radeon R5 310	331	1617	0.66	\$499.00*
Radeon R5 330	512	1443	1.51	\$339.99*
Radeon R5 340	984	991	NA	NA
Radeon R5 420	574	1373	14.39	\$39.95*
Radeon R5 430	951	1011	16.12	\$59.00*
Radeon R5 435	840	1089	NA	NA
Radeon R5 A6-7480	692	1231	NA	NA
Radeon R5 A6-8500P	586	1356	NA	NA
Radeon R5 A6-9400 RADEON R5, 6 COMPUTE CORES 2C+4G	605	1331	NA	NA
Radeon R5 A6-9500 2C+6G	853	1080	NA	NA
Radeon R5 A6-9500 RADEON R5, 8 COMPUTE CORES 2C+6G	901	1049	NA	NA
Radeon R5 A6-9500E 2C+4G	1014	973	NA	NA
Radeon R5 A6-9500E RADEON R5, 6 COMPUTE CORES 2C+4	664	1256	NA	NA
Radeon R5 A10-9600P 4C+6G	619	1309	NA	NA
Radeon R5 A10-9600P RADEON R5, 10 COMPUTE CORES 4C	702	1224	NA	NA
Radeon R5 A10-9620P 4C+6G	731	1194	NA	NA

Videocard Name	Passmark G3D Mark (higher is better)	Rank (lower is better)	Videocard Value (higher is better)	Price (USD)
----------------	--------------------------------------	------------------------	------------------------------------	-------------

CPU Benchmarks Video Card Benchmarks Hard Drive Benchmarks RAM PC Systems Android iOS / iPhone

Radeon R5 A10-9630P 4C+6G	977	994	NA	NA
Radeon R5 A10-9630P RADEON R5, 10 COMPUTE CORES 4C	825	1106	NA	NA
Radeon R5 A240	576	1370	NA	NA
Radeon R5 M230	413	1548	NA	NA
Radeon R5 M240	424	1536	NA	NA
Radeon R5 M255	522	1433	NA	NA
Radeon R5 M315	469	1490	NA	NA
Radeon R5 M320	420	1544	NA	NA
Radeon R5 M330	595	1342	NA	NA
Radeon R5 M335	548	1399	NA	NA
Radeon R5 M420	480	1477	NA	NA
Radeon R5 M430	648	1273	NA	NA
Videocard Name	Passmark G3D Mark (higher is better)	Rank (lower is better)	Videocard Value (higher is better)	Price (USD)
Radeon R5 M435	801	1124	NA	NA
Radeon R5 Opteron X3216	394	1566	NA	NA
Radeon R5 PRO A6-8500B 2C+4G	508	1449	NA	NA
Radeon R5 PRO A6-8530B 2C+4G	689	1233	NA	NA
Radeon R5 PRO A6-8570 2C+6G	847	1085	NA	NA
Radeon R5 PRO A6-8570 R5, 8 COMPUTE CORES 2C+6G	984	989	NA	NA
Radeon R5 PRO A6-8570E 2C+4G	637	1282	NA	NA
Radeon R5 PRO A6-8570E R5, 6 COMPUTE CORES 2C+4G	862	1073	NA	NA
Radeon R5 PRO A6-9500 2C+6G	1096	937	NA	NA
Radeon R5 PRO A6-9500 R5, 8 COMPUTE CORES 2C+6G	832	1098	NA	NA
Radeon R5 PRO A6-9500B 2C+4G	693	1230	NA	NA
Radeon R5 PRO A6-9500B R5, 6 COMPUTE CORES 2C+4G	408	1550	NA	NA
Radeon R5 PRO A6-9500E 2C+4G	770	1153	NA	NA
Radeon R5 PRO A8-9600B 4C+6G	658	1263	NA	NA
Radeon R5 PRO A8-9600B R5, 10 COMPUTE CORES 4C+6G	562	1388	NA	NA
Radeon R5 PRO A10-8730B 4C+6G	695	1229	NA	NA
Radeon R5 PRO A10-8730B R5, 10 COMPUTE CORES 4C+6G	642	1279	NA	NA
Radeon R5E	296	1647	NA	NA

Videocard Name	Passmark G3D Mark (higher is better)	Rank (lower is better)	Videocard Value (higher is better)	Price (USD)
----------------	--------------------------------------	------------------------	------------------------------------	-------------

CPU Benchmarks Video Card Benchmarks Hard Drive Benchmarks RAM PC Systems Android iOS / iPhone

Radeon R6 + R7 M265DX Dual	570	1379	NA	NA
Radeon R6 A8-8600P	474	1483	NA	NA
Radeon R6 A10-8700P	533	1419	NA	NA
Radeon R6 A10-9600P 4C+6G	970	999	NA	NA
Radeon R6 M255DX	605	1330	NA	NA
Radeon R6 Opteron X3418	955	1009	NA	NA
Radeon R6 PRO A8-8600B 4C+6G	531	1422	NA	NA
Radeon R6 PRO A8-8600B R6, 10 Compute Cores 4C+6G	604	1333	NA	NA
Radeon R6 PRO A10-8700B 4C+6G	538	1416	NA	NA
Radeon R6 PRO A10-8700B R6, 10 Compute Cores 4C+6G	520	1436	NA	NA
Radeon R7 240	883	1063	8.04	\$109.99*
Radeon R7 240 + HD 8570D Dual	917	1036	NA	NA
Radeon R7 240 + HD 8670D Dual	930	1030	NA	NA
Radeon R7 250	1089	941	5.74	\$189.97*
Radeon R7 250X	2268	599	11.70	\$194.00*
Radeon R7 260	2891	493	32.13	\$89.99*
Radeon R7 260X	3148	472	22.49	\$139.99*
Radeon R7 340	1045	959	NA	NA
Radeon R7 360	3063	482	20.98	\$145.99*
Radeon R7 370	4505	364	NA	NA
Radeon R7 430	1096	936	5.48	\$199.99*
Radeon R7 450	1949	670	6.52	\$299.00*
Radeon R7 7850A10-7850K	551	1397	NA	NA
Radeon R7 +8G	1190	895	NA	NA
Radeon R7 + HD 7700 Dual	1962	667	NA	NA
Radeon R7 + R5 330 Dual	1028	966	NA	NA
Radeon R7 + R5 340 Dual	1234	873	NA	NA
Radeon R7 + R5 435 Dual A10-9700 RADEON	885	1061	NA	NA
Radeon R7 + R5 Dual	897	1053	NA	NA
Radeon R7 + R7 200 Dual	1128	922	NA	NA
Videocard Name	Passmark G3D Mark (higher is better)	Rank (lower is better)	Videocard Value (higher is better)	Price (USD)
Radeon R7 + R7 240 Dual	1045	960	NA	NA
Radeon R7 + R7 250 Dual	1232	874	NA	NA

Videocard Name	Passmark G3D Mark (higher is better)	Rank (lower is better)	Videocard Value (higher is better)	Price (USD)
----------------	--------------------------------------	------------------------	------------------------------------	-------------

CPU Benchmarks Video Card Benchmarks Hard Drive Benchmarks RAM PC Systems Android iOS / iPhone

Radeon R7 A8 PRO-7600B	666	1252	NA	NA
Radeon R7 A8-7500	907	1046	NA	NA
Radeon R7 A8-7500 4C+6G	853	1081	NA	NA
Radeon R7 A8-7600	774	1147	NA	NA
Radeon R7 A8-7650K	737	1190	NA	NA
Radeon R7 A8-7670K	848	1084	NA	NA
Radeon R7 A8-7680	821	1110	NA	NA
Radeon R7 A8-7690K	1140	915	NA	NA
Radeon R7 A8-8650	912	1041	NA	NA
Radeon R7 A8-9600 RADEON	832	1100	NA	NA
Radeon R7 A10 Extreme Edition	816	1117	NA	NA
Radeon R7 A10 PRO-7800B	819	1114	NA	NA
Radeon R7 A10 PRO-7850B	914	1038	NA	NA
Radeon R7 A10-7700K	799	1125	NA	NA
Radeon R7 A10-7800	711	1213	NA	NA
Radeon R7 A10-7850K	980	993	NA	NA
Radeon R7 A10-7860K	907	1047	NA	NA
Radeon R7 A10-7870K	1158	910	NA	NA
Radeon R7 A10-7890K	777	1143	NA	NA
Radeon R7 A10-8750	878	1066	NA	NA
Radeon R7 A10-8850	773	1151	NA	NA
Radeon R7 A10-9700 RADEON	916	1037	NA	NA
Radeon R7 A10-9700E RADEON	1137	919	NA	NA
Radeon R7 A12-9700P RADEON	736	1191	1.69	\$435.92*
Radeon R7 A12-9720P RADEON	747	1178	2.04	\$365.48*
Radeon R7 A12-9730P RADEON	1047	958	NA	NA
Radeon R7 A12-9800 RADEON	1118	927	NA	NA
Radeon R7 A12-9800E RADEON	940	1022	6.76	\$139.19*
Radeon R7 A265	993	986	NA	NA
Radeon R7 A360	629	1296	NA	NA
Radeon R7 A365	781	1141	NA	NA
Radeon R7 A370	1281	857	NA	NA
Radeon R7 FX-8800P	816	1116	NA	NA
Radeon R7 FX-9800P RADEON	740	1185	1.40	\$530.00*
Radeon R7 FX-9830P RADEON	1523	791	NA	NA

Videocard Name	Passmark G3D Mark (higher is better)	Rank (lower is better)	Videocard Value (higher is better)	Price (USD)
----------------	--------------------------------------	------------------------	------------------------------------	-------------

CPU Benchmarks Video Card Benchmarks Hard Drive Benchmarks RAM PC Systems Android iOS / iPhone

Radeon R7 M260	480	1476	0.60	\$799.00*
Radeon R7 M260DX	816	1115	NA	NA
Radeon R7 M260X	1006	977	NA	NA
Radeon R7 M265	537	1417	NA	NA
Radeon R7 M265DX	498	1459	NA	NA
Radeon R7 M270	750	1173	NA	NA
Radeon R7 M340	662	1259	NA	NA
Radeon R7 M350	1029	965	NA	NA
Radeon R7 M360	558	1392	NA	NA
Radeon R7 M365X	768	1156	NA	NA
Videocard Name	Passmark G3D Mark (higher is better)	Rank (lower is better)	Videocard Value (higher is better)	Price (USD)
Radeon R7 M370	1417	823	NA	NA
Radeon R7 M380	1668	745	NA	NA
Radeon R7 M440	886	1060	NA	NA
Radeon R7 M445	952	1010	1.28	\$744.00*
Radeon R7 M460	1099	934	NA	NA
Radeon R7 M465	1080	945	NA	NA
Radeon R7 M465X	1623	761	NA	NA
Radeon R7 Opteron X3421	1168	901	NA	NA
Radeon R7 PRO A6-9500 2C+6G	781	1140	NA	NA
Radeon R7 PRO A8-8650B	735	1192	NA	NA
Radeon R7 PRO A8-8670E	1309	846	NA	NA
Radeon R7 PRO A8-9600	962	1007	NA	NA
Radeon R7 PRO A10-8750B	726	1200	NA	NA
Radeon R7 PRO A10-8770	885	1062	NA	NA
Radeon R7 PRO A10-8770E	804	1122	NA	NA
Radeon R7 PRO A10-8850B	945	1019	NA	NA
Radeon R7 PRO A10-9700	793	1133	NA	NA
Radeon R7 PRO A10-9700B	706	1219	NA	NA
Radeon R7 PRO A10-9700E	964	1003	1.82	\$529.00*
Radeon R7 PRO A12-8800B	597	1339	NA	NA
Radeon R7 PRO A12-8830B	595	1346	NA	NA
Radeon R7 PRO A12-8870	919	1034	NA	NA
Radeon R7 PRO A12-8870E	966	1000	NA	NA
Radeon R7 PRO A12-9800	933	1028	NA	NA

Videocard Name	Passmark G3D Mark (higher is better)	Rank (lower is better)	Videocard Value (higher is better)	Price (USD)
----------------	--------------------------------------	------------------------	------------------------------------	-------------

CPU Benchmarks Video Card Benchmarks Hard Drive Benchmarks RAM PC Systems Android iOS / iPhone

Radeon R7 PRO A12-9800E	936	1026	NA	NA
Radeon R7E	564	1385	NA	NA
Radeon R8 M365DX	599	1337	NA	NA
Radeon R8 M445DX	795	1132	NA	NA
Radeon R8 M535DX	670	1248	NA	NA
Radeon R9 255	1456	809	4.23	\$344.16*
Radeon R9 260	3181	467	NA	NA
Radeon R9 270	4306	379	NA	NA
Radeon R9 270 / R7 370	4259	382	19.98	\$213.16*
Radeon R9 270X	4913	337	15.05	\$326.50*
Radeon R9 280	5605	291	NA	NA
Radeon R9 280X	6252	270	NA	NA
Radeon R9 285 / 380	5549	296	11.44	\$485.00*
Radeon R9 290	8400	202	NA	NA
Radeon R9 290 / 390	8150	210	21.45	\$380.00*
Radeon R9 290X	8717	195	NA	NA
Radeon R9 290X / 390X	8389	203	26.22	\$319.99*
Radeon R9 295X2	8637	198	17.31	\$499.10*
Radeon R9 350	2025	650	6.77	\$299.00*
Radeon R9 360	3031	484	22.64	\$133.89*
Radeon R9 370	4722	354	29.51	\$159.99*
Radeon R9 380	6240	271	69.35	\$89.99*
Radeon R9 380X	6261	269	17.89	\$349.99*
Radeon R9 390	9037	188	NA	NA

Videocard Name	Passmark G3D Mark (higher is better)	Rank (lower is better)	Videocard Value (higher is better)	Price (USD)
Radeon R9 390X	9460	175	NA	NA
Radeon R9 Fury	9611	171	21.69	\$443.10*
Radeon R9 Fury + Fury X	9741	169	21.65	\$449.99*
Radeon R9 Fury X	10062	164	NA	NA
Radeon R9 M265X	1056	954	NA	NA
Radeon R9 M270X	1204	892	NA	NA
Radeon R9 M275	1114	929	1.59	\$699.99*
Radeon R9 M275X	1628	758	NA	NA
Radeon R9 M275X / M375	1574	775	NA	NA
Radeon R9 M280X	813	1119	NA	NA

Videocard Name	Passmark G3D Mark (higher is better)	Rank (lower is better)	Videocard Value (higher is better)	Price (USD)
----------------	--------------------------------------	------------------------	------------------------------------	-------------

CPU Benchmarks Video Card Benchmarks Hard Drive Benchmarks RAM PC Systems Android iOS / iPhone

Radeon R9 M295X	5150	320	3.55	\$1,449.00*
Radeon R9 M360	1812	709	NA	NA
Radeon R9 M365X	1481	804	NA	NA
Radeon R9 M370X	1492	799	1.68	\$889.00*
Radeon R9 M375	940	1023	NA	NA
Radeon R9 M375X	1828	704	NA	NA
Radeon R9 M380	2770	507	NA	NA
Radeon R9 M385	1853	696	NA	NA
Radeon R9 M385X	1993	657	NA	NA
Radeon R9 M390X	3346	455	NA	NA
Radeon R9 M395	5017	332	NA	NA
Radeon R9 M395X	4775	345	NA	NA
Radeon R9 M470	2330	582	NA	NA
Radeon R9 M470X	3400	448	NA	NA
Radeon R9 M485X	3660	424	NA	NA
Radeon RX590 GME	8478	201	NA	NA
Radeon RX 460	4114	390	24.67	\$166.81*
Radeon RX 470/570	8071	211	20.75	\$388.99*
Radeon RX 480	8694	196	25.57	\$339.99*
Radeon RX 540	1896	683	NA	NA
Radeon RX 550	2686	524	17.42	\$154.19
Radeon RX 550X	2296	589	NA	NA
Radeon RX 560	3635	427	17.93	\$202.75
Radeon RX 560X	3181	468	NA	NA
Radeon RX 570X	1923	676	9.99	\$192.56*
Radeon RX 580	8917	191	49.55	\$179.99*
Radeon RX 580 2048SP	7774	225	NA	NA
Radeon RX 580X	7798	223	NA	NA
Radeon RX 590	9553	172	17.37	\$549.99*
Radeon RX 640	1861	694	NA	NA
Radeon RX 5300	7662	230	NA	NA
Radeon RX 5300M	4197	386	NA	NA
Radeon RX 5500	8830	193	NA	NA
Radeon RX 5500 XT	9189	182	49.67	\$184.99*
Radeon RX 5500M	5239	312	NA	NA

Videocard Name	Passmark G3D Mark (higher is better)	Rank (lower is better)	Videocard Value (higher is better)	Price (USD)
----------------	--------------------------------------	------------------------	------------------------------------	-------------

CPU Benchmarks Video Card Benchmarks Hard Drive Benchmarks RAM PC Systems Android iOS / iPhone

Radeon RX 5600 XT	13826	103	25.37	\$545.00*
Radeon RX 5600M	7838	222	NA	NA
Videocard Name	Passmark G3D Mark (higher is better)	Rank (lower is better)	Videocard Value (higher is better)	Price (USD)
Radeon RX 5700	14716	90	47.47	\$309.99*
Radeon RX 5700 XT	16931	63	36.81	\$459.99*
Radeon RX 5700 XT 50th Anniversary	16613	66	NA	NA
Radeon RX 6400	7496	236	46.86	\$159.99
Radeon RX 6500	4032	394	NA	NA
Radeon RX 6500 XT	9495	174	59.35	\$159.99
Radeon RX 6500M	8013	214	NA	NA
Radeon RX 6600	15174	87	46.12	\$329.00*
Radeon RX 6600 XT	16467	68	71.60	\$229.99
Radeon RX 6600M	13642	108	68.21	\$199.99
Radeon RX 6650 XT	17704	59	72.27	\$244.99
Radeon RX 6650M	12617	128	NA	NA
Radeon RX 6700	19145	47	NA	NA
Radeon RX 6700 XT	19907	37	58.55	\$339.99
Radeon RX 6700M	13415	112	47.91	\$279.99
Radeon RX 6700S	14648	94	NA	NA
Radeon RX 6750 XT	21368	29	56.23	\$379.99
Radeon RX 6800	22551	22	52.81	\$426.99
Radeon RX 6800 XT	25118	18	47.39	\$529.99
Radeon RX 6800M	12971	120	NA	NA
Radeon RX 6800S	15356	86	NA	NA
Radeon RX 6850M	12274	135	NA	NA
Radeon RX 6850M XT	19228	44	NA	NA
Radeon RX 6900 XT	27017	13	22.39	\$1,206.46
Radeon RX 6950 XT	29007	10	46.04	\$629.99
Radeon RX 7600	16180	71	64.73	\$249.99
Radeon RX 7600M XT	14691	93	NA	NA
Radeon RX 7600S	14695	92	NA	NA
Radeon RX 7900 XT	29183	9	36.48	\$799.99
Radeon RX 7900 XTX	31716	5	33.39	\$949.99
Radeon RX Vega11	1605	765	NA	NA

Videocard Name	Passmark G3D Mark (higher is better)	Rank (lower is better)	Videocard Value (higher is better)	Price (USD)
----------------	--------------------------------------	------------------------	------------------------------------	-------------

CPU Benchmarks Video Card Benchmarks Hard Drive Benchmarks RAM PC Systems Android iOS / iPhone

Radeon RX Vega 8	1474	806	NA	NA
Radeon RX Vega 10	1651	751	NA	NA
Radeon RX Vega 10 Ryzen 7 3700U	1490	801	NA	NA
Radeon RX Vega 10 Ryzen 7 3750H	1676	744	NA	NA
Radeon RX Vega 10 Ryzen 7 PRO 3700U w/	1271	861	NA	NA
Radeon RX Vega 11	2125	627	2.12	\$1,002.00*
Radeon RX Vega 11 PRD	2401	570	NA	NA
Radeon RX Vega 11 Processor	1799	714	NA	NA
Radeon RX Vega 11 Ryzen 5 3350G	2036	645	NA	NA
Radeon RX Vega 11 Ryzen 5 3400G	2084	635	NA	NA
Radeon RX Vega 56	13507	110	17.94	\$752.99*
Radeon RX Vega 64	14614	95	19.49	\$749.99*
Radeon RX Vega M GH	6566	261	NA	NA
Radeon RX Vega M GL	3562	434	NA	NA
Radeon Ryzen 3 3250U	835	1095	NA	NA
Radeon Ryzen 3 5300U	1516	792	NA	NA
Radeon Ryzen 3 5425U	1532	789	NA	NA
Videocard Name	Passmark G3D Mark (higher is better)	Rank (lower is better)	Videocard Value (higher is better)	Price (USD)
Radeon Ryzen 3 7330U	1182	899	NA	NA
Radeon Ryzen 3 PRO 4355GE	1431	819	NA	NA
Radeon Ryzen 3 PRO 5450U	1740	729	NA	NA
Radeon Ryzen 3 PRO 7330U	2149	624	NA	NA
Radeon Ryzen 5 3450U	945	1018	NA	NA
Radeon Ryzen 5 4600GE with Radeon Graphics	1792	717	NA	NA
Radeon Ryzen 5 5500U	2116	629	NA	NA
Radeon Ryzen 5 5560U	1980	662	NA	NA
Radeon Ryzen 5 5600GE	2332	581	NA	NA
Radeon Ryzen 5 5600H	2443	562	NA	NA
Radeon Ryzen 5 5600U	2062	640	NA	NA
Radeon Ryzen 5 5625U	2154	622	NA	NA
Radeon Ryzen 5 6600H	4333	376	NA	NA
Radeon Ryzen 5 6600HS Creator Edition	3838	411	NA	NA
Radeon Ryzen 5 6600U	3493	437	NA	NA
Radeon Ryzen 5 7530U	2242	606	NA	NA

Videocard Name	Passmark G3D Mark (higher is better)	Rank (lower is better)	Videocard Value (higher is better)	Price (USD)
----------------	--------------------------------------	------------------------	------------------------------------	-------------

CPU Benchmarks Video Card Benchmarks Hard Drive Benchmarks RAM PC Systems Android iOS / iPhone

<u>Radeon Ryzen 5 7535U</u>	3762	415	NA	NA
<u>Radeon Ryzen 5 7600 6-Core</u>	2316	583	NA	NA
<u>Radeon Ryzen 5 7600X 6-Core</u>	1703	741	NA	NA
<u>Radeon Ryzen 5 Microsoft Surface Edition</u>	2094	633	NA	NA
<u>Radeon Ryzen 5 PRO 5650G</u>	2158	621	NA	NA
<u>Radeon Ryzen 5 PRO 5650GE</u>	2290	590	NA	NA
<u>Radeon Ryzen 5 PRO 5675U</u>	1812	708	NA	NA
<u>Radeon Ryzen 5 PRO 6650U</u>	3586	430	NA	NA
<u>Radeon Ryzen 5 PRO 7645 6-Core</u>	1749	725	NA	NA
<u>Radeon Ryzen 7 3700U</u>	1400	825	NA	NA
<u>Radeon Ryzen 7 4700G</u>	2596	539	NA	NA
<u>Radeon Ryzen 7 4700GE</u>	2686	525	NA	NA
<u>Radeon Ryzen 7 4700U</u>	2052	642	NA	NA
<u>Radeon Ryzen 7 4800H</u>	4129	389	NA	NA
<u>Radeon Ryzen 7 4800HS</u>	6344	265	NA	NA
<u>Radeon Ryzen 7 4800U</u>	2282	593	NA	NA
<u>Radeon Ryzen 7 5700U</u>	2228	610	NA	NA
<u>Radeon Ryzen 7 5800H</u>	2668	528	NA	NA
<u>Radeon Ryzen 7 5800HS</u>	3100	477	NA	NA
<u>Radeon Ryzen 7 5800U</u>	2371	572	NA	NA
<u>Radeon Ryzen 7 5825U</u>	2338	578	NA	NA
<u>Radeon Ryzen 7 6800H</u>	5691	288	NA	NA
<u>Radeon Ryzen 7 6800HS</u>	7583	232	NA	NA
<u>Radeon Ryzen 7 6800HS Creator Edition</u>	5188	317	NA	NA
<u>Radeon Ryzen 7 6800U</u>	4752	350	NA	NA
<u>Radeon Ryzen 7 7700 8-Core</u>	1713	737	NA	NA
<u>Radeon Ryzen 7 7700X 8-Core</u>	2617	534	NA	NA
<u>Radeon Ryzen 7 7730U</u>	2417	566	NA	NA
<u>Radeon Ryzen 7 7735HS</u>	5313	308	NA	NA
<u>Radeon Ryzen 7 7735U</u>	5057	329	NA	NA
<u>Radeon Ryzen 7 7800X3D 8-Core</u>	1656	747	NA	NA
<u>Radeon Ryzen 7 Microsoft Surface Edition</u>	2273	596	NA	NA

Videocard Name	Passmark G3D Mark (higher is better)	Rank (lower is better)	Videocard Value (higher is better)	Price (USD)
<u>Radeon Ryzen 7 PRO 4750G</u>	2600	538	NA	NA
<u>Radeon Ryzen 7 PRO 4750GE</u>	2229	609	NA	NA

Videocard Name	Passmark G3D Mark (higher is better)	Rank (lower is better)	Videocard Value (higher is better)	Price (USD)
----------------	--------------------------------------	------------------------	------------------------------------	-------------

CPU Benchmarks Video Card Benchmarks Hard Drive Benchmarks RAM PC Systems Android iOS / iPhone

Radeon Ryzen 7 PRO 5875U	1969	665	NA	NA
Radeon Ryzen 7 PRO 6850H	5604	292	NA	NA
Radeon Ryzen 7 PRO 6850HS	5165	318	NA	NA
Radeon Ryzen 7 PRO 6850U	5127	322	NA	NA
Radeon Ryzen 7 PRO 6860Z	4893	340	NA	NA
Radeon Ryzen 7 PRO 7730U	2796	504	NA	NA
Radeon Ryzen 7 PRO 7745 8-Core	1657	746	NA	NA
Radeon Ryzen 9 4900H	2575	543	NA	NA
Radeon Ryzen 9 4900HS	7686	228	NA	NA
Radeon Ryzen 9 6900HS	6869	249	NA	NA
Radeon Ryzen 9 6900HX	5211	315	NA	NA
Radeon Ryzen 9 7900 12-Core	4989	334	NA	NA
Radeon Ryzen 9 7900X 12-Core	3730	419	NA	NA
Radeon Ryzen 9 7950X3D 16-Core	1540	784	NA	NA
Radeon Ryzen 9 7950X 16-Core	6740	255	NA	NA
Radeon Ryzen 9 PRO 6950HS	3901	403	NA	NA
Radeon Ryzen 9 PRO 7945 12-Core	1645	752	NA	NA
Radeon Ryzen Embedded V2516	1163	903	NA	NA
Radeon Ryzen Embedded V2718	1981	661	NA	NA
Radeon Ryzen Embedded V2748	1842	698	NA	NA
Radeon Sky 500	4736	351	NA	NA
Radeon TM R9 A360	2105	631	NA	NA
Radeon VE	2	2403	NA	NA
Radeon Vega 2	506	1454	NA	NA
Radeon Vega 2 Athlon Silver 3050U	292	1651	NA	NA
Radeon Vega 3	887	1059	0.33	\$2,677.99*
Radeon Vega 3 3020e	663	1258	NA	NA
Radeon Vega 3 Athlon 300U	815	1118	NA	NA
Radeon Vega 3 Athlon 320GE	613	1317	NA	NA
Radeon Vega 3 Athlon 3000G	1058	953	NA	NA
Radeon Vega 3 Athlon Gold 3150U	610	1322	NA	NA
Radeon Vega 3 Athlon Silver 3050e	517	1440	NA	NA
Radeon Vega 3 Athlon Silver 3050U	844	1087	NA	NA
Radeon Vega 3 Mobile	1018	971	NA	NA
Radeon Vega 3 Ryzen 3 3200U	849	1083	NA	NA

Videocard Name	Passmark G3D Mark (higher is better)	Rank (lower is better)	Videocard Value (higher is better)	Price (USD)
----------------	--------------------------------------	------------------------	------------------------------------	-------------

CPU Benchmarks Video Card Benchmarks Hard Drive Benchmarks RAM PC Systems Android iOS / iPhone

Radeon Vega 3 Ryzen Embedded R1305G	358	1594	NA	NA
Radeon Vega 3 Ryzen Embedded R1505G	759	1164	NA	NA
Radeon Vega 6	1306	849	0.73	\$1,799.99*
Radeon Vega 6 Ryzen 3 3300U	1216	884	NA	NA
Radeon Vega 6 Ryzen 3 3350U	1502	798	NA	NA
Radeon Vega 6 Ryzen 3 PRO 3300U w/	1232	875	NA	NA
Radeon Vega 8	1585	770	12.49	\$126.86*
Radeon Vega 8 Mobile	1433	815	NA	NA
Radeon Vega 8 Ryzen 3 3200G	2065	638	NA	NA
Radeon Vega 8 Ryzen 3 PRO 3200G	1715	736	NA	NA
Videocard Name	Passmark G3D Mark (higher is better)	Rank (lower is better)	Videocard Value (higher is better)	Price (USD)
Radeon Vega 8 Ryzen 3 PRO 3200GE w/	1309	847	NA	NA
Radeon Vega 8 Ryzen 5 3450U	1280	858	NA	NA
Radeon Vega 8 Ryzen 5 3500U	1385	828	NA	NA
Radeon Vega 8 Ryzen 5 3550H	1742	728	NA	NA
Radeon Vega 8 Ryzen 5 PRO 3500U w/	1348	836	NA	NA
Radeon Vega 9	1581	771	NA	NA
Radeon Vega 9 Ryzen 5 3550H	1287	856	NA	NA
Radeon Vega 9 Ryzen 5 Microsoft Surface Edition	1428	820	NA	NA
Radeon Vega 10	1562	776	NA	NA
Radeon Vega 10 Mobile	1472	807	NA	NA
Radeon Vega 10 Ryzen 7 PRO 3700U w/	1638	754	NA	NA
Radeon Vega 11	1820	706	NA	NA
Radeon Vega 11 Ryzen 5 PRO 3400G	1913	680	NA	NA
Radeon Vega 11 Ryzen 5 PRO 3400GE w/	1720	734	NA	NA
Radeon Vega Frontier Edition	13463	111	8.01	\$1,679.99*
Radeon VII	16789	64	8.84	\$1,899.95*
RADEON X300SE	38	2151	NA	NA
RADEON X550	50	2099	NA	NA
RADEON X550XT	56	2087	NA	NA
Radeon X550XTX	70	2033	NA	NA
RADEON X600 256MB HyperMemory	56	2086	NA	NA
RADEON X600 PRO	67	2052	0.42	\$160.49*
RADEON X600 SE	49	2107	0.87	\$56.18*

Videocard Name	Passmark G3D Mark (higher is better)	Rank (lower is better)	Videocard Value (higher is better)	Price (USD)
----------------	--------------------------------------	------------------------	------------------------------------	-------------

CPU Benchmarks Video Card Benchmarks Hard Drive Benchmarks RAM PC Systems Android iOS / iPhone

RADEON X700	72	2027	NA	NA
RADEON X700 PRO	75	2018	NA	NA
RADEON X700 SE	71	2031	NA	NA
RADEON X800 GT	84	1995	NA	NA
RADEON X800 GTO	114	1896	NA	NA
RADEON X800 PRO	64	2061	NA	NA
RADEON X800 PRO/GTO	73	2024	NA	NA
RADEON X800 SE	129	1850	NA	NA
RADEON X800 XL	69	2041	NA	NA
RADEON X800 XT	97	1958	NA	NA
RADEON X800 XT Platinum Edition	81	2007	NA	NA
RADEON X800GT	79	2013	NA	NA
RADEON X850 PRO	72	2026	NA	NA
RADEON X850 XT	81	2009	NA	NA
RADEON X850 XT Platinum Edition	81	2001	NA	NA
Radeon X1050	49	2106	NA	NA
Radeon X1200	32	2184	NA	NA
Radeon X1250	37	2155	NA	NA
Radeon X1270	31	2190	NA	NA
Radeon X1300	58	2079	0.61	\$95.78*
Radeon X1300 PRO	84	1993	NA	NA
Radeon X1550	66	2056	0.43	\$155.00*
Radeon X1550 64-bit	47	2111	NA	NA
Radeon X1600	49	2104	NA	NA
Radeon X1600 Pro	98	1948	NA	NA
Videocard Name	Passmark G3D Mark (higher is better)	Rank (lower is better)	Videocard Value (higher is better)	Price (USD)
Radeon X1600 Pro / X1300XT	69	2042	NA	NA
Radeon X1600 XT	115	1891	NA	NA
Radeon X1650 GTO	74	2020	NA	NA
Radeon X1650 Pro	84	1990	0.53	\$160.89*
Radeon X1650 SE	71	2032	NA	NA
Radeon X1700 Targa Edition	116	1889	NA	NA
Radeon X1800 GTO	140	1819	NA	NA
Radeon X1900 CrossFire Edition	137	1832	NA	NA
Radeon X1900 GT	145	1811	NA	NA

Videocard Name	Passmark G3D Mark (higher is better)	Rank (lower is better)	Videocard Value (higher is better)	Price (USD)
----------------	--------------------------------------	------------------------	------------------------------------	-------------

CPU Benchmarks Video Card Benchmarks Hard Drive Benchmarks RAM PC Systems Android iOS / iPhone


Radeon X1950 GT	106	1922	NA	NA
Radeon X1950 Pro	112	1902	NA	NA
RADEON XPRESS 200	29	2196	NA	NA
RADEON XPRESS 200 CROSSFIRE	18	2236	NA	NA
RADEON XPRESS 200M	22	2226	NA	NA
Radeon Xpress 1100	34	2173	NA	NA
Radeon Xpress 1150	29	2194	NA	NA
Radeon Xpress 1200	35	2163	NA	NA
Radeon Xpress 1250	42	2129	NA	NA
Radeon Xpress 1270	26	2205	NA	NA
Radeon Xpress 1300	52	2091	NA	NA
Radeon Xpress 1300M	40	2139	NA	NA
RadeonT RX Vega 11	2131	626	NA	NA
Rage 128 Pro	1	2412	NA	NA
RAGE 128 PRO AGP 4X TMDS	1	2414	NA	NA
Rage Fury Pro/Xpert 2000 Pro	3	2375	NA	NA
Red Hat QXL controller	31	2187	NA	NA
RGH Drivers v3	11	2256	NA	NA
RIVA TNT2 Model 64/Model 64 Pro	3	2352	NA	NA
RIVA TNT2/TNT2 Pro	3	2364	NA	NA
RTX 2000 Ada Generation Laptop GPU	15401	85	NA	NA
RTX 3500 Ada Generation Laptop GPU	19224	45	NA	NA
RTX 4000 Ada Generation Laptop GPU	21533	27	NA	NA
RTX 4000 SFF Ada Generation	19925	35	NA	NA
RTX 5000 Ada Generation Laptop GPU	21438	28	NA	NA
RTX 6000 Ada Generation	22528	23	NA	NA
RTX A500 Laptop GPU	6806	254	NA	NA
RTX A1000 6GB Laptop GPU	11256	149	NA	NA
RTX A1000 Laptop GPU	9527	173	NA	NA
RTX A2000	13714	105	32.73	\$419.00
RTX A2000 8GB Laptop GPU	10938	152	NA	NA
RTX A2000 12GB	14027	99	NA	NA
RTX A2000 Laptop GPU	10069	163	NA	NA
RTX A3000 12GB Laptop GPU	14595	96	NA	NA
RTX A3000 Laptop GPU	12485	130	NA	NA

Videocard Name	Passmark G3D Mark (higher is better)	Rank (lower is better)	Videocard Value (higher is better)	Price (USD)
----------------	--------------------------------------	------------------------	------------------------------------	-------------


CPU Benchmarks Video Card Benchmarks Hard Drive Benchmarks RAM PC Systems Android iOS / iPhone

RTX A4000 Laptop GPU	15750	76	NA	NA
RTX A4500	21339	30	19.76	\$1,079.99*
RTX A4500 Laptop GPU	17610	60	NA	NA
Videocard Name	Passmark G3D Mark (higher is better)	Rank (lower is better)	Videocard Value (higher is better)	Price (USD)
RTX A5000	23174	20	10.82	\$2,141.99*
RTX A5000 Laptop GPU	15939	74	NA	NA
RTX A5500	18458	56	8.51	\$2,169.99*
RTX A5500 Laptop GPU	18042	58	NA	NA
RTX A6000	22615	21	5.50	\$4,109.99
RV530 PRO	118	1882	NA	NA
Ryzen 3 4300G with Radeon Graphics	1863	692	NA	NA
Ryzen 3 4300GE with Radeon Graphics	2246	605	NA	NA
Ryzen 3 4300U with Radeon Graphics	1337	841	NA	NA
Ryzen 3 5300G with Radeon Graphics	1963	666	NA	NA
Ryzen 3 5300GE with Radeon Graphics	2171	617	NA	NA
Ryzen 3 5300U with Radeon Graphics	1549	780	NA	NA
Ryzen 3 5400U with Radeon Graphics	1627	759	NA	NA
Ryzen 3 PRO 4200GE with Radeon Graphics	1748	727	NA	NA
Ryzen 3 PRO 4300U with Radeon Graphics	1542	783	NA	NA
Ryzen 3 Pro 4350G with Radeon Graphics	2159	620	NA	NA
Ryzen 3 PRO 4350GE with Radeon Graphics	1786	719	NA	NA
Ryzen 3 PRO 4450U with Radeon Graphics	1535	787	NA	NA
Ryzen 3 PRO 5350G with Radeon Graphics	2282	592	NA	NA
Ryzen 3 PRO 5350GE with Radeon Graphics	2266	600	NA	NA
Ryzen 3 PRO 5450U with Radeon Graphics	1601	767	NA	NA
Ryzen 5 2500U with Radeon Vega	1503	797	NA	NA
Ryzen 5 4500U with Radeon Graphics	1808	712	NA	NA
Ryzen 5 4600G with Radeon Graphics	2403	569	NA	NA
Ryzen 5 4600H with Radeon Graphics	2260	603	NA	NA
Ryzen 5 4600HS with Radeon Graphics	8370	204	NA	NA
Ryzen 5 4600U with Radeon Graphics	1873	689	NA	NA
Ryzen 5 5500U with Radeon Graphics	2010	653	NA	NA
Ryzen 5 5560U with Radeon Graphics	2120	628	NA	NA
Ryzen 5 5600G with Radeon Graphics	2584	541	NA	NA
Ryzen 5 5600GE with Radeon Graphics	2601	536	NA	NA

CPU Benchmarks Video Card Benchmarks Hard Drive Benchmarks RAM PC Systems Android iOS / iPhone

BurnInTest	USB 3.0	Ryzen 5 5600U with Radeon Graphics	Company	Store	Disclaimer
PerformanceTest	Loopback Plugs	Benchmarks	Contact Us	Support	Refunds
OSForensics	USB2.0	Ryzen 5 6600HS Creator Edition	The Press Room	Forums	Privacy
MemTest86	Loopback Plugs	Ryzen 5 6600U with Radeon Graphics			
WirelessMon	PCIe Test Cards	Hard Drive			
Management Console	Ryzen 5 PRO 4400G with Radeon Graphics	Benchmarks			Social 
Zoom Search Engine	Delivery Tester	RAM			
Free Software	Ryzen 5 PRO 4400GE with Radeon Graphics	Benchmarks			
	Serial and Parallel	Ryzen 5 PRO 4500L with Radeon Graphics			
	Loopback Plugs	Benchmarks			
	Ryzen 5 Pro 4650G with Radeon Graphics	Benchmarks			
	Circuit Testers	Benchmarks			
		Ryzen 5 PRO 4650GE with Radeon Graphics			
		Benchmarks			
		Ryzen 5 PRO 4650U with Radeon Graphics			
		Software			
		Ryzen 5 PRO 5650G with Radeon Graphics			
		Internet Bandwidth			
		Ryzen 5 PRO 5650GE with Radeon Graphics			
		Benchmarks			
		Ryzen 5 PRO 5650U with Radeon Graphics			

Copyright © 2023 PassMark® Software

Ryzen 5 PRO 6650U	3492	438	NA	NA
Ryzen 5 PRO 6650U with Radeon Graphics	3629	428		NA
Ryzen 7 2700U with Radeon Vega	1617	762	NA	NA
Ryzen 7 4700G with Radeon Graphics	2186	616	NA	NA
Ryzen 7 4700GE with Radeon Graphics	2496	554	NA	NA
Videocard Name	Passmark G3D Mark (higher is better)	Rank (lower is better)	Videocard Value (higher is better)	Price (USD)
Ryzen 7 4700U with Radeon Graphics	2034	646	NA	NA
Ryzen 7 4800H with Radeon Graphics	2113	630	NA	NA
Ryzen 7 4800U with Radeon Graphics	2343	576	NA	NA
Ryzen 7 5700G with Radeon Graphics	2803	503	NA	NA
Ryzen 7 5700GE with Radeon Graphics	2656	530	NA	NA
Ryzen 7 5700U with Radeon Graphics	2248	604	NA	NA
Ryzen 7 5800H with Radeon Graphics	2782	506	NA	NA
Ryzen 7 5800HS with Radeon Graphics	4839	341	NA	NA
Ryzen 7 5800U with Radeon Graphics	2388	571	NA	NA
Ryzen 7 6800H	5247	311	NA	NA
Ryzen 7 6800H with Radeon Graphics	4795	343	NA	NA
Ryzen 7 6800HS	5237	313	NA	NA
Ryzen 7 6800HS Creator Edition	5345	304	NA	NA
Ryzen 7 6800HS with Radeon Graphics	6867	251	NA	NA
Ryzen 7 6800U	5006	333	NA	NA
Ryzen 7 6800U with Radeon Graphics	4708	355	NA	NA
Ryzen 7 Extreme Edition	2215	613	NA	NA

Videocard Name	Passmark G3D Mark (higher is better)	Rank (lower is better)	Videocard Value (higher is better)	Price (USD)
----------------	--------------------------------------	------------------------	------------------------------------	-------------

CPU Benchmarks Video Card Benchmarks Hard Drive Benchmarks RAM PC Systems Android iOS / iPhone

Ryzen 7 PRO 4750GE with Radeon Graphics	2549	544	NA	NA
Ryzen 7 PRO 4750U with Radeon Graphics	2029	647	NA	NA
Ryzen 7 PRO 5750G with Radeon Graphics	2452	561	NA	NA
Ryzen 7 PRO 5750GE with Radeon Graphics	2543	545	NA	NA
Ryzen 7 PRO 5850U with Radeon Graphics	2302	588	NA	NA
Ryzen 7 PRO 6850HS with Radeon Graphics	3736	418	NA	NA
Ryzen 7 PRO 6850U	5580	293	NA	NA
Ryzen 7 PRO 6850U with Radeon Graphics	4966	335	NA	NA
Ryzen 7 PRO 6860Z	5076	325	NA	NA
Ryzen 7 PRO 6860Z with Radeon Graphics	4729	352	NA	NA
Ryzen 9 5900HS with Radeon Graphics	5990	277	NA	NA
Ryzen 9 5900HX with Radeon Graphics	2890	494	NA	NA
Ryzen 9 6900HS	8005	215	NA	NA
Ryzen 9 6900HS with Radeon Graphics	5827	285	NA	NA
Ryzen 9 6900HX	5415	301	NA	NA
Ryzen 9 6900HX with Radeon Graphics	4208	385	NA	NA
Ryzen 9 PRO 6950H	5661	289	NA	NA
Ryzen 9 PRO 6950HS with Radeon Graphics	5067	326	NA	NA
S3 5400EW	145	1812	NA	NA
S3 Chrome 430 ULP	39	2145	NA	NA
S3 Chrome S25 DDR2	18	2233	NA	NA
S3 Chrome S27 DDR3	33	2176	NA	NA
S3 Inc. Savage4	3	2373	NA	NA
S3 ProSavageDDR	1	2411	NA	NA
S3 SuperSavage/IXC 1014	1	2405	NA	NA
SAPPHIRE RADEON 9000 ATLANTIS PRO	5	2310	NA	NA
SAPPHIRE RADEON 9600 ATLANTIS	47	2113	NA	NA
Sapphire RADEON X800 GT	112	1905	NA	NA
SAPPHIRE Radeon X1550	61	2069	NA	NA
Seria Mobility Radeon HD 3400	124	1863	NA	NA
Seria Radeon HD 7700	1603	766	NA	NA

Videocard Name	Passmark G3D Mark (higher is better)	Rank (lower is better)	Videocard Value (higher is better)	Price (USD)
SUMO 964A	497	1461	NA	NA
SUMO 9640	650	1271	NA	NA
SUMO 9644	465	1495	NA	NA

Videocard Name	Passmark G3D Mark (higher is better)	Rank (lower is better)	Videocard Value (higher is better)	Price (USD)
----------------	--------------------------------------	------------------------	------------------------------------	-------------

CPU Benchmarks Video Card Benchmarks Hard Drive Benchmarks RAM PC Systems Android iOS / iPhone

T400	3623	429	20.13	\$179.99*
T400 4GB	3659	425	NA	NA
T500	3639	426	NA	NA
T550 Laptop GPU	4761	349	NA	NA
T600	6508	263	27.12	\$239.99*
T600 Laptop GPU	6974	246	NA	NA
T1000	7684	229	18.97	\$404.99
T1000 8GB	7654	231	NA	NA
T1200 Laptop GPU	7798	224	NA	NA
TENSOR 1.0 Driver Intel HD 530	958	1008	NA	NA
TENSOR 1.0 Driver Intel HD 630	1299	854	NA	NA
Tesla C2050	3323	458	12.31	\$269.99*
Tesla C2050 / C2070	3428	446	NA	NA
Tesla C2070	3101	476	5.13	\$604.00*
Tesla C2075	3118	474	4.83	\$646.00*
Tesla K20m	4330	377	NA	NA
Tesla K20Xm	2917	492	NA	NA
Tesla K40m	3281	459	NA	NA
Tesla K80	5940	280	10.00	\$593.95*
Tesla M6	7509	235	37.73	\$199.00*
Tesla M10	3490	439	1.30	\$2,695.00*
Tesla M40	10212	158	17.02	\$600.00*
Tesla M40 24GB	10474	155	NA	NA
Tesla M60	7770	226	9.86	\$787.90*
Tesla M2070-Q	1305	850	NA	NA
Tesla P4	9120	184	NA	NA
Tesla P40	18514	53	NA	NA
Tesla P100-PCIe-16GB	7225	241	NA	NA
Tesla T4	10867	153	2.34	\$4,646.99
Tesla T10	12650	127	NA	NA
TITAN RTX	19883	38	7.11	\$2,794.99*
TITAN V	19920	36	9.96	\$1,999.99*
TITAN V CEO Edition	16987	62	NA	NA
TITAN Xp COLLECTORS EDITION	19303	43	NA	NA
TRINITY DEVASTATOR MOBILE	699	1227	NA	NA

Videocard Name	Passmark G3D Mark (higher is better)	Rank (lower is better)	Videocard Value (higher is better)	Price (USD)
----------------	--------------------------------------	------------------------	------------------------------------	-------------

CPU Benchmarks Video Card Benchmarks Hard Drive Benchmarks RAM PC Systems Android iOS / iPhone

<u>V9560XT</u>	6	2285	NA	NA
<u>Vanta/Vanta LT</u>	3	2377	NA	NA
<u>VIA Chrome9 HC3 IGP</u>	2	2389	NA	NA
<u>VIA Chrome9 HC IGP</u>	4	2338	NA	NA
<u>VIA Chrome9 HC IGP Family</u>	3	2350	NA	NA
<u>VIA Chrome9 HC IGP Family WDDM</u>	3	2362	NA	NA
<u>VIA Chrome9 HC IGP Prerelease WDDM 1.1</u>	2	2401	NA	NA
<u>VIA Chrome9 HC IGP WDDM</u>	2	2385	NA	NA
<u>VIA Chrome9 HC IGP WDDM 1.1</u>	3	2366	NA	NA
Videocard Name	Passmark G3D Mark (higher is better)	Rank (lower is better)	Videocard Value (higher is better)	Price (USD)
<u>VIA Chrome9 HCM IGP</u>	1	2409	NA	NA
<u>VIA Chrome9 HD IGP</u>	9	2261	NA	NA
<u>VIA/S3G C-645/640 GPU</u>	132	1844	NA	NA
<u>VIA/S3G Chrome 645/640 GPU</u>	109	1916	NA	NA
<u>VIA/S3G DeltaChrome IGP</u>	3	2368	NA	NA
<u>VIA/S3G KM400/KN400</u>	4	2344	NA	NA
<u>VIA/S3G UniChrome IGP</u>	4	2339	NA	NA
<u>VIA/S3G UniChrome Pro IGP</u>	4	2324	NA	NA
<u>VIA/S3G UniChromell</u>	5	2293	NA	NA
<u>VisionTek Radeon 7000</u>	1	2406	NA	NA
<u>WinFast A250 LE</u>	4	2319	NA	NA
<u>Xabre</u>	5	2311	NA	NA
<u>XGI Volari Family v1.13.23.D_V</u>	4	2329	NA	NA
<u>ZX Chrome 645/640 GPU</u>	147	1809	NA	NA

* - Last price seen from our affiliates.